

PALUX Topline Thermal - List of Contents

	Page
PALUX Topline Thermal Overview	6
Single-Pan Deep Fat Fryer	12
PALUX Topline Thermal	12
Single-Pan Deep Fat Fryer with electronic control Plus	12
Single-Pan Deep Fat Fryer with electronic control Plus and filter system	13
Single-Pan Deep Fat Fryer with electronic control Plus, filter system and oil pump	14
Single-Pan Deep Fat Fryer with electronic control Plus, filter system and basket lift	15
Single-Pan Deep Fat Fryer with electronic control Plus, filter system, pump and basket lift	16
Dual-Pan Deep Fat Fryer	17
Dual-Pan Deep Fat Fryer with electronic control Plus	17
Dual-Pan Deep Fat Fryer with electronic control Plus and filter system	18
Dual-Pan Deep Fat Fryer with electronic control Plus, filter system and oil pump	19
Dual-Pan Deep Fat Fryer with electronic control Plus, filter system and basket lift	20
Dual-Pan Deep Fat Fryer with electronic control Plus, filter system, pump and basket lift	21
Chip Scuttle GN 1/1	22
Bain Marie GN 1/1	23
Bain Marie GN 2/1	24
Vario Cooker GN 1/1	25
Vario Cooker GN 1/1 with top-mounted electric heater	26
Pasta Cooker GN 1/1	26
Pasta Cooker GN 1/1 with 2 automatic lifting baskets	27
Pasta Cooker GN 1/1 with 4 automatic lifting baskets	27
Vario Pan 400	28
Vario Pan 600	28
Vario Pan 800 CC	29
Vario Pan 800 SC	29
Vario Grill Pan	30
Vario Pan M	30
Vario Pan Plus GN 2/1 U	31
Griddle plate 400	32
Griddle Plate 600	32

PALUX Topline Thermal - List of Contents

	Page
Kettle	33
Ceramic Range 1	34
Ceramic Range 2	34
Vario Range 1 (CNS)	35
Vario Range 1 (CNS)-Version for baking oven GN 1 1/2	35
Vario Range 2 (CNS)	35
Vario Range 2 (CNS)-Version for baking oven GN 1 1/2	35
Steak Grill 400 with drain on front side	36
Steak grill 400 with drain downwards	36
Steak Grill 600 with drain on front side	37
Steak Grill 600 with drain downwards	37
Steak Grill 800 with drain on front side	38
Steak Grill 800 with drain downwards	38
Induction Pan	39
Induction Wok	39
Induction Range 1	40
Induction Range 2	40
Induction Range 3	40
Induction Range 4	41
Induction Range 4F	41
Induction Range 5	41
Electric Baking Oven GN 1 1/2	42
Vario Gas Pan	42
Vario Gas Grill Pan	43
Gas Grill 600	44
Gas Grill 800	44
Gas Lava Stone Grill 600	45
Gas Lava Stone Grill 800	45
Gas Hot Plate	46
2-Burner Gas Range	47
4-Burner Gas Range	47

PALUX Topline Thermal - List of Contents

	Page
Accessories Gas Hot Plate	47
Work tops	48
Topline Black Edition in colour variation	49
Accessories Deep Fat Fryer	49
Optimal Equipment Oil/Fat-Filter-Pump System	49
Accessories Chip Scuttle	49
Accessories Vario Cooker	50
Accessories Pasta Cooker	50
Accessories Vario Range	50
Accessories Steak Grill	50
Accessories Induction Wok	50
Accessories Vario Pan / Griddle Plate	51
Accessories Kettle	51
Accessories Baking Oven	51
Lateral side part	52
Lateral side panel	53
Installation versions for Topline Base Cabinets	54
Feet for Standard Base Cabinet TLG	54
Castors for Standard Base Cabinet TLG	54
Feet for Base Cabinet Hygiene & Refrigeration	54
Plinth panel / plinth frame	55
Optional feature - Mobile Base Cabinet	55
Connecting plug	55
Appliance Connection	55
Side panel	55
Adapter Board	56
Handrail	56
Board on Column	57
Support for a Mixer	58
Splash guard	59
Partition wall	59

PALUX Topline Thermal - List of Contents

	Page
Accessories Line Assembly	60
Accessories Block Assembly	61
Product Code Base cabinet TLG & UG	62
Base cabinet closed on three sides TLGOS	63
Base cabinet with folding door(s) TLGFT	63
Base cabinet with drawer(s) TLGSB	64
Base cabinet with garbage drawer TLGMA	64
Base cabinet as installation cabinet with folding door TLGIF	65
Base cabinet with front panel TLGIB	65
Base cabinet with GN slides TLGGN	66
Base cabinet closed on three sides for Vario Pan TLGVB	66
Base cabinet as heated cabinet with sliding doors TLGWT	67
Base cabinet as heated cabinet with folding doors TLGWF	67
Base cabinet refrigerated element 2xGN 1/1 with refrigeration machine UGKE-M	68
Base cabinet refrigerated element 2 x GN 1/1 with installation cabinet UGKE-I	69
Product Code Base cabinet Hygiene UH	70
Base cabinet Hygiene closed on three sides UHOS	71
Base cabinet Hygiene with folding door(s) UHFT	71
Base cabinet Hygiene with drawer(s) UHSB	72
Base cabinet Hygiene with GN slides UHGN	72
Base cabinet Hygiene with garbage container UHMA	73
Base cabinet Hygiene for Vario Pan UHVB	73
PALUX Topline Thermal Stated Dimensions	74
PALUX Topline Thermal Heat Emission	76

All indicated prices are net prices and are valid for a delivery within 6 weeks after placement of the order. If delivery has to be made later than 6 weeks after placement of the order, the prices will be adjusted according to the then valid price-list. All prices are per item. Our terms of delivery are: EXW Bad Mergentheim (according to Incoterms 2010), packing for land transport included, excluding vat. The prices mentioned in this price-list do not include installation of the appliances.

**All listed values are middle values and refer to normal operation.
Calculated in accordance with VDI 2052 04/2006.**

Subject to changes in power, dimensions and construction.

PALUX Topline Thermik

The design and functionality of the components correspond to the latest findings in terms of ergonomics, hygiene and technology.



- modern design in stainless steel with black operating foil.
- Can be set up as a single unit, wall unit or cooking block in depths of 800 - 1800 mm.
- Individual thermal units can be combined with own substructure program, most flexible, modern operating design.
- Most flexible design due to patented connection system with excellent hygiene standard.
- Ideal for classic and high performance businesses in the gastronomy, hotel and catering industry and communal catering.

Design options

In addition to the standard version, the following version is optionally available

- **Black Edition** - black operating foil with additional painting of the front panel in RAL 9011 (painted graphite black matt).

NEW in our program - digital display with electronic thermostat.

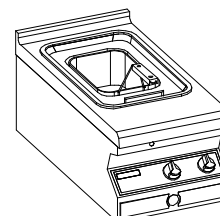
Many **units** are available **optionally** with digital display. Depending on the unit, either the temperature can be set to the degree or the power level can be set precisely in percent.



- Precise, degree accurate setting and display of the set temperature or power level.
- Fast response of the heating elements to temperature changes.
- State-of-the-art technology in trend-setting design!

Single-Pan Deep Fat Fryer		Art. No.	Price EUR
Swivelling heating element in the pan		649554	
Dimensions (LxDxH):	400 x 800 x 320 / 355 mm	Direct heat emission:	0,72 kW
Connected load:	8,0 kW 400 V 3N	Latent heat emission:	5,60 kW
		Steam emission:	8,24 kg / h

Pan dimension: 220 x 340 x 190 mm
 Pan capacity: 8.5 Litres - 11 Litres max.
 Range of temperature: 103-180 °C



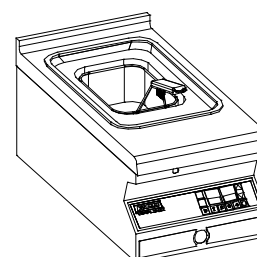
Accessories included: 1 x Appliance connection (696439)
 1 x Deep fat frying basket (271586)
 1 x Cover
 1 x Bread crumbs sieve
 1 x Handle for swivel fixture
 1 x Safety drainage valve

☞ When choosing the version with adapter board for thermal components and work tops, additional handles for swivel fixture have to be ordered/ Cf. accessories.

☞ **Optional equipment fat-filter-pump system / Cf. accessories.**

Single-Pan Deep Fat Fryer with electronic control Plus		Art. No.	Price EUR
Swivelling heating element in the pan		879987	
Dimensions (LxDxH):	400 x 800 x 320 / 355 mm	Direct heat emission:	0,72 kW
Connected load:	8,0 kW 400 V 3 50/60 Hz	Latent heat emission:	5,60 kW
		Steam emission:	8,24 kg / h

Pan dimension: 220 x 340 x 190 mm
 Pan capacity: 8.5 Litres - 11 Litres max.
 Range of temperature: 50 - 190 °C



Accessories included: 1 x Appliance connection (696439)
 1 x Deep fat frying basket (271586)
 1 x Cover
 1 x Bread crumbs sieve
 1 x Handle for swivel fixture
 1 x Safety drainage valve

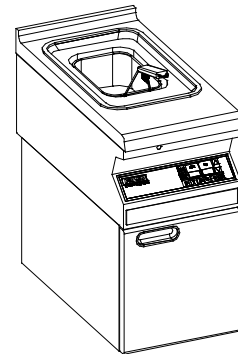
☞ When choosing the version with adapter board for thermal components and work tops, additional handles for swivel fixture have to be ordered/ Cf. accessories.

Single-Pan Deep Fat Fryer with electronic control Plus and filter system		Art. No.	Price EUR
Swivelling heating element in the pan		880006	
Dimensions (LxDxH):	400 x 800 x 750 / 900 mm	Direct heat emission:	0,72 kW
Connected load:	8,0 kW 400 V 3 50/60 Hz	Latent heat emission:	5,60 kW
		Steam emission:	8,24 kg / h

Pan dimension: 220 x 340 x 190 mm
 Pan capacity: 8.5 Litres - 11 Litres max.
 Range of temperature: 50 - 190°C
 Base cabinet closed on all sides with folding door (door hinging right)

Accessories included:

- 1 x Appliance connection (696439)
- 1 x Deep fat frying basket (271586)
- 1 x Cover
- 1 x Bread crumbs sieve
- 1 x Handle for swivel fixture
- 1 x Oil container
- 1 x Coarse and fine filter



☞ When choosing the version with adapter board for thermal components and work tops, additional handles for swivel fixture have to be ordered/ Cf. accessories.

Single-Pan Deep Fat Fryer with electronic control Plus and filter system		Art. No.	Price EUR
Swivelling heating element in the pan		880152	
Dimensions (LxDxH):	400 x 800 x 750 / 900 mm	Direct heat emission:	0,72 kW
Connected load:	8,0 kW 400 V 3 50/60 Hz	Latent heat emission:	5,60 kW
		Steam emission:	8,24 kg / h

Base cabinet closed on all sides with folding door (door hinging left)
 Compare Art. No. 880006

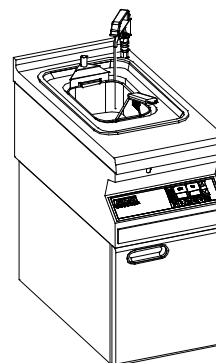
☞ When choosing the version with adapter board for thermal components and work tops, additional handles for swivel fixture have to be ordered/ Cf. accessories.

Single-Pan Deep Fat Fryer with electronic control Plus, filter system and oil pump		Art. No.	Price EUR
Swivelling heating element in the pan		884861	
Dimensions (LxDxH):	400 x 800 x 750 / 900 mm	Direct heat emission:	0,72 kW
Connected load:	8,0 kW 400 V 3 50/60 Hz	Latent heat emission:	5,60 kW
		Steam emission:	8,24 kg / h

Pan dimension: 220 x 340 x 190 mm
 Pan capacity: 8.5 Litres - 11 Litres max.
 Range of temperature: 50 - 190°C
 Base cabinet closed on all sides with folding door (door hinging right)

Accessories included:

- 1 x Appliance connection (696439)
- 1 x Deep fat frying basket (271586)
- 1 x Cover
- 1 x Bread crumbs sieve
- 1 x Handle for swivel fixture
- 1 x Oil container
- 1 x Coarse and fine filter
- 1x Supply tap and hose



☞ When choosing the version with adapter board for thermal components and work tops, additional handles for swivel fixture have to be ordered/ Cf. accessories.

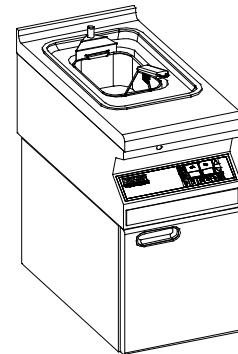
Single-Pan Deep Fat Fryer with electronic control Plus, filter system and oil pump		Art. No.	Price EUR
Swivelling heating element in the pan		884862	
Dimensions (LxDxH):	400 x 800 x 750 / 900 mm	Direct heat emission:	0,72 kW
Connected load:	8,0 kW 400 V 3 50/60 Hz	Latent heat emission:	5,60 kW
		Steam emission:	8,24 kg / h

Base cabinet closed on all sides with folding door (door hinging left)
 Compare Art. No. 884861

☞ When choosing the version with adapter board for thermal components and work tops, additional handles for swivel fixture have to be ordered/ Cf. accessories.

Single-Pan Deep Fat Fryer with electronic control Plus, filter system and basket lift		Art. No.	Price EUR
Swivelling heating element in the pan		880007	
Dimensions (LxDxH):	400 x 800 x 750 / 900 mm	Direct heat emission:	0,72 kW
Connected load:	8,0 kW 400 V 3 50/60 Hz	Latent heat emission:	5,60 kW
		Steam emission:	8,24 kg / h

Pan dimension: 220 x 340 x 190 mm
 Pan capacity: 8.5 Litres - 11 Litres max.
 Range of temperature: 50 - 190°C
 Base cabinet closed on all sides with folding door (door hinging right)



Accessories included:

- 1 x Appliance connection (696439)
- 1 x Deep fat frying basket (271586)
- 1x Basket holder
- 1 x Cover
- 1 x Bread crumbs sieve
- 1 x Handle for swivel fixture
- 1 x Oil container
- 1 x Coarse and fine filter

☞ When choosing the version with adapter board for thermal components and work tops, additional handles for swivel fixture have to be ordered/ Cf. accessories.

Single-Pan Deep Fat Fryer with electronic control Plus, filter system and basket lift		Art. No.	Price EUR
Swivelling heating element in the pan		880153	
Dimensions (LxDxH):	400 x 800 x 750 / 900 mm	Direct heat emission:	0,72 kW
Connected load:	8,0 kW 400 V 3 50/60 Hz	Latent heat emission:	5,60 kW
		Steam emission:	8,24 kg / h

Base cabinet closed on all sides with folding door (door hinging left)
 Compare Art. No. 880007

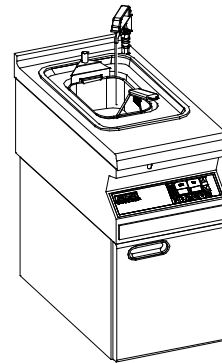
☞ When choosing the version with adapter board for thermal components and work tops, additional handles for swivel fixture have to be ordered/ Cf. accessories.

Single-Pan Deep Fat Fryer with electronic control Plus, filter system, pump and basket lift		Art. No.	Price EUR
Swivelling heating element in the pan		880008	
Dimensions (LxDxH):	400 x 800 x 750 / 900 mm	Direct heat emission:	0,72 kW
Connected load:	8,0 kW 400 V 3 50/60 Hz	Latent heat emission:	5,60 kW
		Steam emission:	8,24 kg / h

Pan dimension: 220 x 340 x 190 mm
 Pan capacity: 8.5 Litres - 11 Litres max.
 Range of temperature: 50 - 190°C
 Base cabinet closed on all sides with folding door (door hinging right)

Accessories included:

- 1 x Appliance connection (696439)
- 1 x Deep fat frying basket (271586)
- 1x Basket holder
- 1 x Cover
- 1 x Bread crumbs sieve
- 1 x Handle for swivel fixture
- 1 x Oil container
- 1 x Coarse and fine filter
- 1x Supply tap and hose



☞ When choosing the version with adapter board for thermal components and work tops, additional handles for swivel fixture have to be ordered/ Cf. accessories.

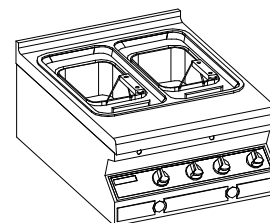
Single-Pan Deep Fat Fryer with electronic control Plus, filter system, pump and basket lift		Art. No.	Price EUR
Swivelling heating element in the pan		880154	
Dimensions (LxDxH):	400 x 800 x 750 / 900 mm	Direct heat emission:	0,72 kW
Connected load:	8,0 kW 400 V 3 50/60 Hz	Latent heat emission:	5,60 kW
		Steam emission:	8,24 kg / h

Base cabinet closed on all sides with folding door (door hinging left)
 Compare Art. No. 880008

☞ When choosing the version with adapter board for thermal components and work tops, additional handles for swivel fixture have to be ordered/ Cf. accessories.

Dual-Pan Deep Fat Fryer		Art. No.	Price EUR
Swivelling heating elements in the pans		649562	
Dimensions (LxDxH):	600 x 800 x 320 / 355 mm	Direct heat emission:	1,44 kW
Connected load:	2 x 8,0 (16,0) kW 400 V 3N	Latent heat emission:	11,20 kW
		Steam emission:	16,48 kg / h

Pan dimension: 220 x 340 x 190 mm each
 Pan capacity: 8.5 Litres- 11 Litres max.
 Range of temperature: 103 - 180°C



Accessories included:

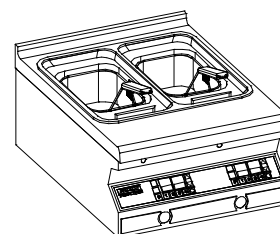
- 1 x Appliance connection (696439)
- 2 x Deep fat frying basket (271586)
- 2 x Cover
- 2 x Bread crumbs sieve
- 2 x Handle for swivel fixture
- 2 x Safety drainage valve

☞ When choosing the version with adapter board for thermal components and work tops, additional handles for swivel fixture have to be ordered/ Cf. accessories.

☞ **Optional equipment fat-filter-pump system / Cf. accessories.**

Dual-Pan Deep Fat Fryer with electronic control Plus		Art. No.	Price EUR
Swivelling heating elements in the pans		879965	
Dimensions (LxDxH):	600 x 800 x 320 / 355 mm	Direct heat emission:	1,44 kW
Connected load:	2 x 8,0 (16,0) kW 400 V 3 50/60 Hz	Latent heat emission:	11,20 kW
		Steam emission:	16,48 kg / h

Pan dimension: 220 x 340 x 190 mm each
 Pan capacity: 8.5 Litres - 11 Litres max.
 Range of temperature: 50 - 190°C




Accessories included:

- 1 x Appliance connection (696439)
- 2 x Deep fat frying basket (271586)
- 2 x Cover
- 2 x Bread crumbs sieve
- 2 x Handle for swivel fixture
- 2 x Safety drainage valve

☞ When choosing the version with adapter board for thermal components and work tops, additional handles for swivel fixture have to be ordered/ Cf. accessories.

Dual-Pan Deep Fat Fryer with electronic control Plus and filter system		Art. No.	Price EUR
Swivelling heating elements in the pans		880009	
Dimensions (LxDxH):	600 x 800 x 750 / 900 mm	Direct heat emission:	1,44 kW
Connected load:	2 x 8,0 (16,0) kW 400 V 3 50/60 Hz	Latent heat emission:	11,20 kW
		Steam emission:	16,48 kg / h

Pan dimension: 220 x 340 x 190 mm each
 Pan capacity: 8.5 Litres - 11 Litres max.
 Range of temperature: 50 - 190°C
 Base cabinet closed on all sides with folding door (door hinging right)



Accessories included:

- 1 x Appliance connection (696439)
- 2 x Deep fat frying basket (271586)
- 2 x Cover
- 2 x Bread crumbs sieve
- 2 x Handle for swivel fixture
- 1 x Oil container
- 2 x Coarse and fine filter

☞ When choosing the version with adapter board for thermal components and work tops, additional handles for swivel fixture have to be ordered/ Cf. accessories.

Dual-Pan Deep Fat Fryer with electronic control Plus and filter system		Art. No.	Price EUR
Swivelling heating elements in the pans		880158	
Dimensions (LxDxH):	600 x 800 x 750 / 900 mm	Direct heat emission:	1,44 kW
Connected load:	2 x 8,0 (16,0) kW 400 V 3 50/60 Hz	Latent heat emission:	11,20 kW
		Steam emission:	16,48 kg / h

Base cabinet closed on all sides with folding door (door hinging left)
 Compare Art. No. 880009

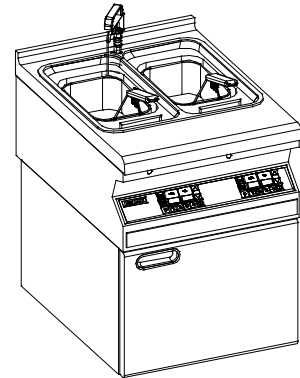
☞ When choosing the version with adapter board for thermal components and work tops, additional handles for swivel fixture have to be ordered/ Cf. accessories.

Dual-Pan Deep Fat Fryer with electronic control Plus, filter system and oil pump		Art. No.	Price EUR
Swivelling heating elements in the pans		884851	
Dimensions (LxDxH):	600 x 800 x 750 / 900 mm	Direct heat emission:	1,44 kW
Connected load:	2 x 8,0 (16,0) kW 400 V 3 50/60 Hz	Latent heat emission:	11,20 kW
		Steam emission:	16,48 kg / h

Pan dimension: 220 x 340 x 190 mm each
 Pan capacity: 8.5 Litres - 11 Litres max.
 Range of temperature: 50 - 190°C
 Base cabinet closed on all sides with folding door (door hinging right)

Accessories included:

- 1 x Appliance connection (696439)
- 2 x Deep fat frying basket (271586)
- 2 x Cover
- 2 x Bread crumbs sieve
- 2 x Handle for swivel fixture
- 1 x Oil container
- 2 x Coarse and fine filter
- 1x Supply tab and hose



☞ When choosing the version with adapter board for thermal components and work tops, additional handles for swivel fixture have to be ordered/ Cf. accessories.

Dual-Pan Deep Fat Fryer with electronic control Plus, filter system and oil pump		Art. No.	Price EUR
Swivelling heating elements in the pans		884852	
Dimensions (LxDxH):	600 x 800 x 750 / 900 mm	Direct heat emission:	1,44 kW
Connected load:	2 x 8,0 (16,0) kW 400 V 3 50/60 Hz	Latent heat emission:	11,20 kW
		Steam emission:	16,48 kg / h

Base cabinet closed on all sides with folding door (door hinging left)
 Compare Art. No. 884851


☞ When choosing the version with adapter board for thermal components and work tops, additional handles for swivel fixture have to be ordered/ Cf. accessories.

Dual-Pan Deep Fat Fryer with electronic control Plus, filter system and basket lift		Art. No.	Price EUR
Swivelling heating elements in the pans		880010	
Dimensions (LxDxH):	600 x 800 x 750 / 900 mm	Direct heat emission:	1,44 kW
Connected load:	2 x 8,0 (16,0) kW 400 V 3 50/60 Hz	Latent heat emission:	11,20 kW
		Steam emission:	16,48 kg / h

Pan dimension: 220 x 340 x 190 mm each
 Pan capacity: 8.5 Litres - 11 Litres max.
 Range of temperature: 50 - 190°C
 Base cabinet closed on all sides with folding door (door hinging right)

Accessories included:

- 1 x Appliance connection (696439)
- 2 x Deep fat frying basket (271586)
- 2 x Basket holder
- 2 x Cover
- 2 x Bread crumbs sieve
- 2 x Handle for swivel fixture
- 1 x Oil container
- 2 x Coarse and fine filter



☞ When choosing the version with adapter board for thermal components and work tops, additional handles for swivel fixture have to be ordered/ Cf. accessories.

Dual-Pan Deep Fat Fryer with electronic control Plus, filter system and basket lift		Art. No.	Price EUR
Swivelling heating elements in the pans		880160	
Dimensions (LxDxH):	600 x 800 x 750 / 900 mm	Direct heat emission:	1,44 kW
Connected load:	2 x 8,0 (16,0) kW 400 V 3 50/60 Hz	Latent heat emission:	11,20 kW
		Steam emission:	16,48 kg / h

Base cabinet closed on all sides with folding door (door hinging left)
 Compare Art. No. 880010

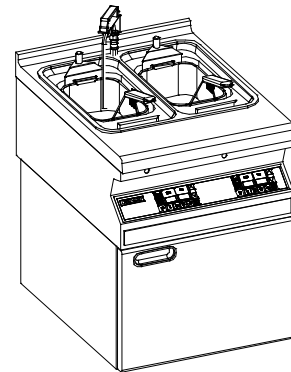
☞ When choosing the version with adapter board for thermal components and work tops, additional handles for swivel fixture have to be ordered/ Cf. accessories.

Dual-Pan Deep Fat Fryer with electronic control Plus, filter system, pump and basket lift		Art. No.	Price EUR
Swivelling heating elements in the pans		880011	
Dimensions (LxDxH):	600 x 800 x 750 / 900 mm	Direct heat emission:	1,44 kW
Connected load:	2 x 8,0 (16,0) kW 400 V 3 50/60 Hz	Latent heat emission:	11,20 kW
		Steam emission:	16,48 kg / h

Pan dimension: 220 x 340 x 190 mm each
 Pan capacity: 8.5 Litres - 11 Litres max.
 Range of temperature: 50 - 190°C
 Base cabinet closed on all sides with folding door (door hinging right)

Accessories included:

- 1 x Appliance connection (696439)
- 2 x Deep fat frying basket (271586)
- 2 x Basket holder
- 2 x Cover
- 2 x Bread crumbs sieve
- 2 x Handle for swivel fixture
- 1 x Oil container
- 2 x Coarse and fine filter
- 1x Supply tab and hose



☞ When choosing the version with adapter board for thermal components and work tops, additional handles for swivel fixture have to be ordered/ Cf. accessories.

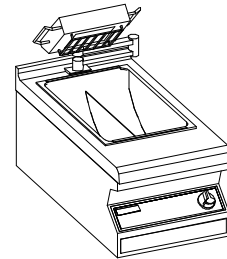
Dual-Pan Deep Fat Fryer with electronic control Plus, filter system, pump and basket lift		Art. No.	Price EUR
Swivelling heating elements in the pans		880161	
Dimensions (LxDxH):	600 x 800 x 750 / 900 mm	Direct heat emission:	1,44 kW
Connected load:	2 x 8,0 (16,0) kW 400 V 3 50/60 Hz	Latent heat emission:	11,20 kW
		Steam emission:	16,48 kg / h

Base cabinet closed on all sides with folding door (door hinging left)
 Compare Art. No. 880011

☞ When choosing the version with adapter board for thermal components and work tops, additional handles for swivel fixture have to be ordered/ Cf. accessories.

Chip Scuttle GN 1/1		Art. No.	Price EUR
Swivelling heating with top-mounted electric heater		659002	
	Topline D	889585	
Dimensions (LxDxH):	400 x 800 x 320 / 355 mm	Direct heat emission:	0,08 kW
Connected load:	0,6 kW 230 V 1 N	Latent heat emission:	0,12 kW

Pan dimension: 308 x 509 x 215 mm
 Accessories included: 1 x Appliance connection (696439)

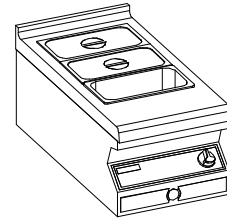


Illustrated containers are not included in the price of all types of devices.

Bain Marie GN 1/1		Art. No.	Price EUR
Heated indirectly		667412	
	Topline D	889528	
Dimensions (LxDxH):	400 x 800 x 320 / 355 mm	Direct heat emission:	0,25 kW
Connected load:	2,0 kW 230 V 1N	Latent heat emission:	0,40 kW
		Steam emission:	0,59 kg / h

Pan dimension: 308 x 509 x 215 mm

Accessories included: 1 x Appliance connection (696439)
1 x Safety drainage valve



Bain Marie GN 1/1 with drain to the rear		Art. No.	Price EUR
Heated indirectly		140902	
	Topline D	889529	

Compare Art. No. 667412

☞ Use base cabinets of the TLGOS/UHOS or TLGFT/UHFT-type !

Bain Marie GN 1/1 with water supply		Art. No.	Price EUR
Heated indirectly		879896	
	Topline D	889530	

Compare Art. No. 667412

Bain Marie GN 1/1 with water supply and drain to the rear		Art. No.	Price EUR
Heated indirectly		879897	
	Topline D	889531	

Compare Art. No. 667412

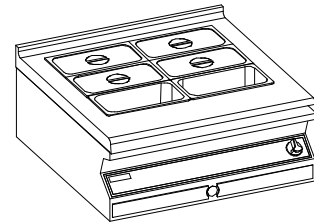
☞ Use base cabinets of the TLGOS/UHOS or TLGFT/UHFT-type !

☞ **Illustrated containers are not included in the price of all types of devices!**

Bain Marie GN 2/1		Art. No.	Price EUR
Heated indirectly		684848	
	Topline D	889532	
Dimensions (LxDxH):	800 x 800 x 320 / 355 mm	Direct heat emission:	0,50 kW
Connected load:	4,0 kW 400 V 3N	Latent heat emission:	0,80 kW
		Steam emission:	1,18 kg / h

Pan dimension: 630 x 510 x 215 mm

Accessories included: 1 x Appliance connection (696439)
 1 x Safety drainage valve
 1 x Bridge, Length 530 mm (371378)



Bain Marie GN 2/1 with drain to the rear		Art. No.	Price EUR
Heated indirectly		832995	
	Topline D	889533	

Compare Art. No. 684848

☞ Use base cabinets of the TLGOS/UHOS or TLGFT/UHFT-type !

Bain Marie GN 2/1 with water supply		Art. No.	Price EUR
Heated indirectly		879898	
	Topline D	889534	

Compare Art. No. 684848

Bain Marie GN 2/1 with water supply and drain to the rear		Art. No.	Price EUR
Heated indirectly		879899	
	Topline D	889535	

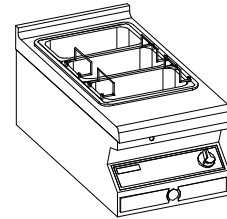
Compare Art. No. 684848

☞ Use base cabinets of the TLGOS/UHOS or TLGFT/UHFT-type !

☞ **Illustrated containers are not included in the price of all types of devices!**

Vario Cooker GN 1/1 with swivelling flat tube heating elements		Art. No.	Price EUR
	Topline D	889565	
Dimensions (LxDxH):	400 x 800 x 320 / 355 mm	Direct heat emission:	0,86 kW
Connected load:	7,0 kW 400 V 3N	Latent heat emission:	1,40 kW
		Steam emission:	2,06 kg / h

Pan dimension: 308 x 509 x 240 mm
Pan capacity: 35 Litres



Accessories included: 1 x Appliance connection (696439)
1 x Handle for swivel fixture
1 x Safety drainage valve

☞ When choosing the version with adapter board for thermal components and work tops, additional handles for swivel fixture have to be ordered/ Cf. Accessories.

Vario Cooker GN 1/1 with drain to the rear with swivelling flat tube heating elements		Art. No.	Price EUR
	Topline D	889566	

Compare Art. No. 503010

☞ Use base cabinets of the TLGOS/UHOS or TLGFT/UHFT-type !

Vario Cooker GN 1/1 with water supply with swivelling flat tube heating elements		Art. No.	Price EUR
	Topline D	889567	

Compare Art. No. 503010

Vario Cooker GN 1/1 with water supply and drain to the rear with swivelling flat tube heating elements		Art. No.	Price EUR
	Topline D	889568	

Compare Art. No. 503010

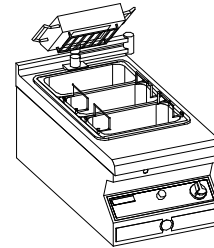
☞ Use base cabinets of the TLGOS/UHOS or TLGFT/UHFT-type !

☞ **Illustrated containers are not included in the price of all types of devices!**

Vario Cooker GN 1/1 with top-mounted electric heater		Art. No.	Price EUR
with swivelling flat tube heating elements		657735	
	Topline D	889569	
Dimensions (LxDxH):	400 x 800 x 320 / 355 mm	Direct heat emission:	0,95 kW
Connected load:	7,6 kW 400 V 3N	Latent heat emission:	1,52 kW
		Steam emission:	2,23 kg / h

Pan dimension: 308 x 509 x 240 mm
 Pan capacity: 35 Litres

Accessories included: 1 x Appliance connection (696439)
 1 x Handle for swivel fixture
 1 x Safety drainage valve

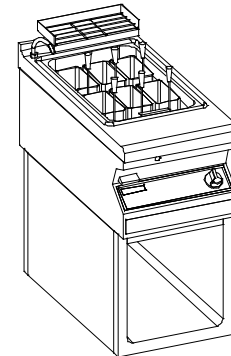


☞ When choosing the version with adapter board for thermal components and work tops, additional handles for swivel fixture have to be ordered/ Cf. Accessories.

Pasta Cooker GN 1/1		Art. No.	Price EUR
Water supply and water drain downwards		949590	
	Topline D	889599	
Dimensions (LxDxH):	400 x 800 x 750 / 900 mm	Direct heat emission:	0,86 kW
Connected load:	7,0 kW 400 V 3N	Latent heat emission:	1,40 kW
		Steam emission:	2,06 kg / h

Pan dimension: 308 x 509 x 240 mm
 Pan capacity: 35 Litres
 Base cabinet in hygienic version H2

Accessories included: 1 x Appliance connection (696439)
 1x Perforated insert (951285)
 1x stainless steel starch separator (889380)
 1x Drip plate (951250)
 1x Grid (951439)



Pasta Cooker GN 1/1		Art. No.	Price EUR
Water supply and water drainage none detachable on rear		949604	
	Topline D	889600	
Dimensions (LxDxH):	400 x 800 x 750 / 900 mm	Direct heat emission:	0,86 kW
Connected load:	7,0 kW 400 V 3N	Latent heat emission:	1,40 kW
		Steam emission:	2,06 kg / h

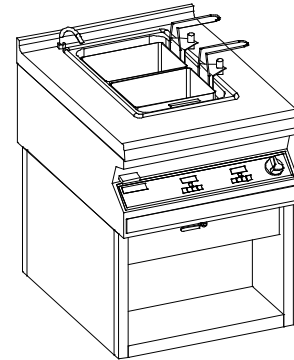
Compare Art. No. 949 590

☞ **Illustrated containers are not included in the price of all types of devices!**

Pasta Cooker GN 1/1 with 2 automatic lifting baskets		Art. No.	Price EUR
Water supply and water drainage none detachable on rear		953504	
	Topline D	889601	
Dimensions (LxDxH):	600 x 800 x 750 / 1120 mm	Direct heat emission:	0,86 kW
Connected load:	7,0 kW 400 V 3N	Latent heat emission:	1,40 kW
		Steam emission:	2,06 kg / h

Pan dimension: 308 x 509 x 240 mm
 Pan capacity: 35 Litres
 Operation with electrical control and digital display, start/stop button
 With 2 lifting devices right
 With standard base cabinet: 600 x 710 x 430 mm

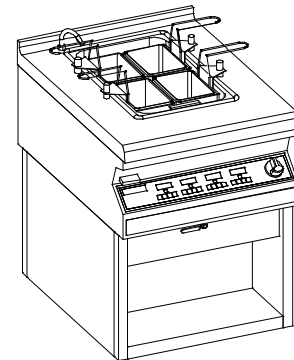
Accessories included: 1x Appliance connection (696439)
 1x Perforated insert (951285)
 1x stainless steel starch separator (889380)
 4x Pasta basket (955965) 130 x 185 x 200 mm



Pasta Cooker GN 1/1 with 4 automatic lifting baskets		Art. No.	Price EUR
Water supply and water drainage none detachable on rear		953512	
	Topline D	889602	
Dimensions (LxDxH):	600 x 800 x 750 / 1120 mm	Direct heat emission:	0,86 kW
Connected load:	7,0 kW 400 V 3N	Latent heat emission:	1,40 kW
		Steam emission:	2,06 kg / h

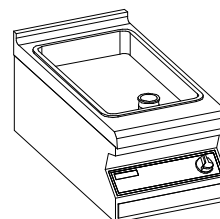
Pan dimension: 308 x 509 x 240 mm
 Pan capacity: 35 Litres
 Operation with electrical control and digital display, start/stop button
 With 2 lifting devices right/ 2 lifting devices left
 With standard base cabinet: 600 x 710 x 430 mm

Accessories included: 1x Appliance connection (696439)
 1x Perforated insert (951285)
 1x stainless steel starch separator (889380)
 4x Pasta basket (955965) 130 x 185 x 200 mm



Vario Pan 400		Art. No.	Price EUR
High-gloss polished stainless steel roasting grilling top / special composition of top with vacuum-soldered copper plate		502650	
	Topline D	889277	
Dimensions (LxDxH):	400 x 800 x 320 / 355 mm	Direct heat emission:	1,27 kW
Connected load:	4,8 kW 400 V 3N	Latent heat emission:	1,54 kW
		Steam emission:	2,26 kg / h

Pan dimension: 330 x 569 x 75 mm
 Pan capacity: 13 Litres
 Cooking surface: 330 x 470 mm
 Heating zone: 1x 4,8 kW
 Range of temperature: 95 - 250°C



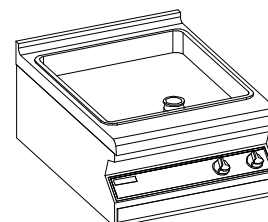
Accessories included:

- 1 x Appliance connection (696439)
- 1 x GN 1/1 - Container 200 mm deep with curved handles (607207)
- 1 x Perforated lid (615196)
- 1 x Drain plug (502073)
- 1 x Cleaning scraper (614319)

☞ Use base cabinets of the TLGVB or UHVB-type !

Vario Pan 600		Art. No.	Price EUR
High-gloss polished stainless steel roasting grilling top / special composition of top with vacuum-soldered copper plate		502707	
	Topline D	889279	
Dimensions (LxDxH):	600 x 800 x 320 / 355 mm	Direct heat emission:	1,85 kW
Connected load:	7,0 kW 400 V 3N	Latent heat emission:	2,24 kW
		Steam emission:	3,29 kg / h

Pan dimension: 530 x 569 x 75 mm
 Pan capacity: 21 Litres
 Cooking surface: 530 x 470 mm
 Heating zones: 2x 3.5 kW
 Range of temperature: 95 - 250°C



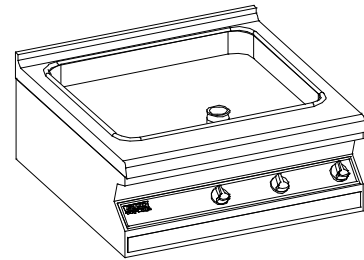
Accessories included:

- 1 x Appliance connection (696439)
- 1 x GN 1/1 - Container 200 mm deep, with curved handles (607207)
- 1 x Perforated lid (615196)
- 1 x Drain plug (502073)
- 1 x Cleaning scraper (614319)

☞ Use base cabinets of the TLGVB or UHVB-type !

Vario Pan 800 CC		Art. No.	Price EUR
High-gloss polished stainless steel roasting grilling top / special composition of top with vacuum-soldered copper core		879316	
	Topline D	889281	
Dimensions (LxDxH):	800 x 800 x 320 / 355 mm	Direct heat emission:	2,77 kW
Connected load:	10,5 kW 400 V 3N	Latent heat emission:	3,36 kW
		Steam emission:	4,93 kg / h

Pan dimension: 680 x 580 x 75 mm
 Pan capacity: 29 Litres
 Cooking surface: 680 x 480 mm
 Heating zones: 3x 3,5 kW
 Range of temperature: 95 - 250°C



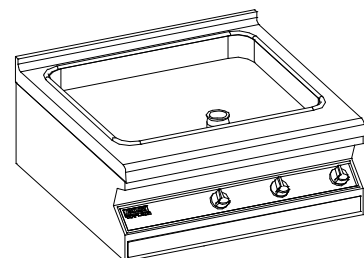
Accessories included:

- 1 x Appliance connection (696439)
- 1 x GN 1/1 - Container 200 mm deep, with curved handles (607207)
- 1 x Perforated lid (615196)
- 1 x Drain plug (502073)
- 1 x Cleaning scraper (614319)

☞ Use base cabinets of the TLGVB or UHVB-type !

Vario Pan 800 SC		Art. No.	Price EUR
High-gloss polished stainless steel roasting grilling top / special composition of top with vacuum-soldered steel core		880123	
	Topline D	889282	
Dimensions (LxDxH):	800 x 800 x 320 / 355 mm	Direct heat emission:	2,77 kW
Connected load:	10,5 kW 400 V 3N	Latent heat emission:	3,36 kW
		Steam emission:	4,93 kg / h

Pan dimension: 680 x 580 x 75 mm
 Pan capacity: 29 Litres
 Cooking surface: 680 x 480 mm
 Heating zones: 3x 3,5 kW
 Range of temperature: 95 - 250°C



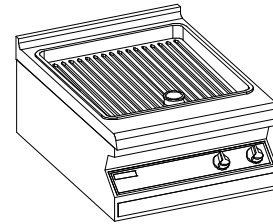
Accessories included:

- 1 x Appliance connection (696439)
- 1 x GN 1/1 - Container 200 mm deep, with curved handles (607207)
- 1 x Perforated lid (615196)
- 1 x Drain plug (502073)
- 1 x Cleaning scraper (614319)

☞ Use base cabinets of the TLGVB or UHVB-type !

Vario Grill Pan		Art. No.	Price EUR
Grooved steel plate with gradient		725315	
		Topline D 889283	
Dimensions (LxDxH):	600 x 800 x 320 / 355 mm	Direct heat emission:	3,30 kW
Connected load:	10,0 kW 400 V 3N	Latent heat emission:	4,00 kW
		Steam emission:	5,88 kg / h

Pan capacity: 21 Litres
 Grilling surface: 530 x 465 mm
 Heating zones: 2x 5.0 kW
 Range of temperature: 100 - 250°C



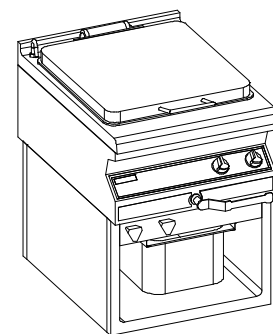
Accessories included:

- 1 x Appliance connection (696439)
- 1 x GN 1/1 - Container 200 mm deep with curved handles (607207)
- 1 x Perforated lid (615196)
- 1 x Drain plug (502073)
- 1 x Cleaning brush (614319)
- 1 x Cleaning scraper (727563)

☞ Use base cabinet of the TLGVB or UHVB-type !

Vario Pan M		Art. No.	Price EUR
with base cabinet in hygienic version H2		811084	
		Topline D 889284	
Dimensions (LxDxH):	600 x 800 x 750 / 820mm	Direct heat emission:	2,64 kW
Connected load:	10,0 kW 400 V 3N	Latent heat emission:	3,20 kW
		Steam emission:	4,70 kg / h

Pan dimension: 530 x 569 x 150 mm
 Pan capacity: 40 Litres
 Grilling surface: 530 x 470 mm
 Heating zones: 2x 5.0 kW
 Range of temperature: 95 - 250°C
 Incl. water supply and mixing tap

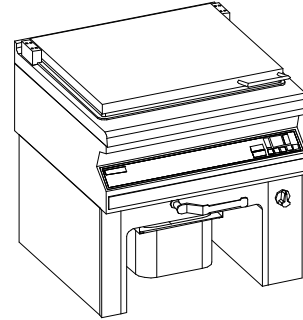


Accessories included:

- 1 x Appliance connection (696439)
- 1 x Drain plug, 170 mm high (337684)
- 1 x GN 1/1 - container 200 mm deep with curved handles (607207)
- 1 x Perforated lid (615196)
- 1 x Cleaning brush (614319)
- 1 x Sieve (346802)

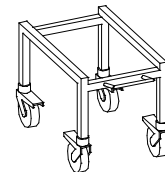
Vario Pan Plus GN 2/1 U		Art. No.	Price EUR
Open base unit		144819	
Dimensions (LxDxH):	800 x 800 x 750 / 807 mm	Direct heat emission:	3,56 kW
Connected load:	13,5 kW 400 V 3N	Latent heat emission:	4,32 kW
		Steam emission:	6,35 kg / h

- Pan dimensions: 680 x 580 x 210 mm
- Pan capacity max.: 80 Litres
- Filling level max.: 60 Litres
- Integrated water supply
- Accessories included:
 - 1 x Appliance connection (696439)
 - 1 x GN 1/1 - Container 200 mm deep with curved handles (607207)
 - 1 x Perforated lid (615196)
 - 1 x Drain plug, 170 mm high (337684)
 - 1 x Cleaning brush (614319)
 - 1 x Sieve (866180)



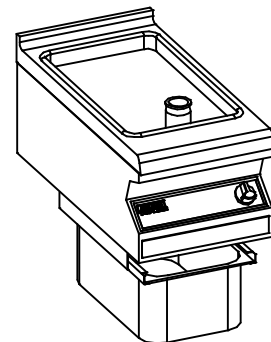
Drainage carriage CNS		Art. No.	Price EUR
for Vario Pan Plus		354554	
Dimensions (LxDxH):	367 x 570 x 425 mm		

For GN 1/1 containers
 4 castors Ø 125 mm, of which 2 can be locked



Griddle plate 400		Art. No.	Price EUR
Cooking surface made of special steel 1.2316		879641	
	Topline D	889286	
Dimensions (LxDxH):	400 x 800 x 320 / 355 mm	Direct heat emission:	1,58 kW
Connected load:	4,8 kW 400 V 3N	Latent heat emission:	2,68 kW
		Steam emission:	2,26 kg / h

Pan dimension: 330 x 569 x 40 mm
 Cooking surface: 330 x 470 mm
 Heating zone: 1x 4,8 kW
 Range of temperature: 95 - 250°C

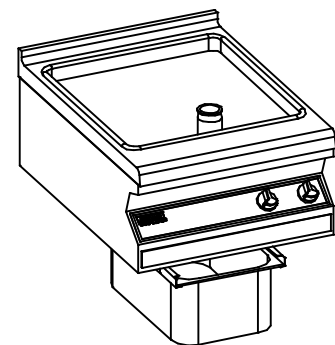


Accessories included: 1 x Appliance connection (696439)
 1 x GN 1/1 - Container 200 mm deep with curved handles (607207)
 1 x Perforated lid (615196)
 1 x Drain plug (502073)
 1 x Cleaning scraper (614319)

☞ Use base cabinets of the TLGVB or UHVB-type !

Griddle Plate 600		Art. No.	Price EUR
Cooking surface made of special steel 1.2316		879642	
	Topline D	889287	
Dimensions (LxDxH):	600 x 800 x 320 / 355 mm	Direct heat emission:	2,31 kW
Connected load:	7,0 kW 400 V 3N	Latent heat emission:	3,91 kW
		Steam emission:	4,11 kg / h

Pan dimension: 530 x 569 x 40 mm
 Cooking surface: 530 x 470 mm
 Heating zones: 2x 3.5 kW
 Range of temperature: 95 - 250°C



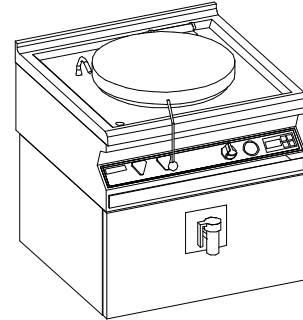
Accessories included: 1 x Appliance connection (696439)
 1 x GN 1/1 - Container 200 mm deep, with curved handles (607207)
 1 x Perforated lid (615196)
 1 x Drain plug (502073)
 1 x Cleaning scraper (614319)

☞ Use base cabinets of the TLGVB or UHVB-type !

Kettle		Art. No.	Price EUR
80 litres		880980	
Dimensions (LxDxH):	800 x 800 x 750 mm	Direct heat emission:	0,65 kW
Connected load:	18,6 kW 400 V 3N	Latent heat emission:	3,72 kW
		Steam emission:	5,47 kg / h

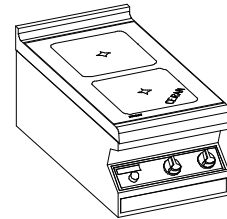
Nominal capacity: 80 Litres
 Effective capacity: 93 Litres (with 40 mm boiling edge)
 Internal boiler: Ø 584 mm / Height 410 mm
 Electronic temperature control
 Permapress heating system
 Water inlet with mixing valve in the front panel

Accessories included: 1 x Appliance connection (696439)



Ceramic Range 1		Art. No.	Price EUR
Flush, seamless glass ceramic cool top		733105	
	Topline D	889604	
Dimensions (LxDxH):	400 x 800 x 320 / 355 mm	Direct heat emission:	1,40 kW
Connected load:	7,0 kW 400 V 3N	Latent heat emission:	0,56 kW
		Steam emission:	0,83 kg / h

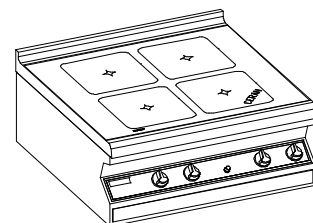
Ceramic hob: 394,5 x 688 mm
 Heating zones: 2x of 3.5 kW, each 270 x 270 mm
 With pot detection and manual change- over switch



Accessories included: 1 x Appliance connection (696439)

Ceramic Range 2		Art. No.	Price EUR
Flush, seamless glass ceramic cool top		733113	
	Topline D	889605	
Dimensions (LxDxH):	800 x 800 x 320 / 355 mm	Direct heat emission:	2,80 kW
Connected load:	2 x 7,0 (14,0) kW 400 V 3N	Latent heat emission:	1,12 kW
		Steam emission:	1,65 kg / h

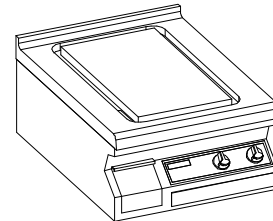
Ceramic hob: 794 x 688 mm
 Heating zones: 4x 3.5 kW, each 270 x 270 mm
 With pot detection and manual change over switch



Accessories included: 1 x Appliance connection (696439)

Vario Range 1 (CNS)		Art. No.	Price EUR
Flush CNS cooking / frying top		687200	
	Topline D	889606	
Dimensions (LxDxH):	600 x 800 x 320 / 355 mm	Direct heat emission:	1,40 kW
Connected load:	7,0 kW 400 V 3N	Latent heat emission:	0,56 kW
		Steam emission:	0,83 kg / h

Cooking surface: 347 x 617 mm
 Heating zones: 2x 3.5 kW
 All-rounded collecting channel and fat collecting drawer



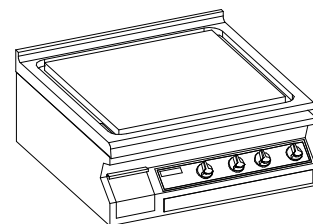
Accessories included: 1 x Appliance connection (696439)

Vario Range 1 (CNS)-Version for baking oven GN 1 1/2		Art. No.	Price EUR
Flush CNS cooking / frying top		703095	
	Topline D	889608	

Compare Art. No. 687200

Vario Range 2 (CNS)		Art. No.	Price EUR
Flush CNS cooking / frying top		690600	
	Topline D	889609	
Dimensions (LxDxH):	800 x 800 x 320 / 355 mm	Direct heat emission:	2,80 kW
Connected load:	2 x 7,0 (14,0) kW 400 V 3N	Latent heat emission:	1,12 kW
		Steam emission:	1,65 kg / h

Cooking surface: 651 x 617 mm
 Heating zones: 4x 3.5 kW
 All-rounded collecting channel and fat collecting tray



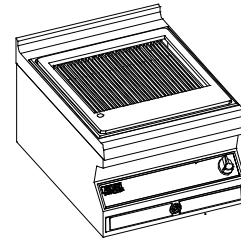
Accessories included: 1 x Appliance connection (696439)

Vario Range 2 (CNS)-Version for baking oven GN 1 1/2		Art. No.	Price EUR
Flush CNS cooking / frying top		703109	
	Topline D	889611	

Compare Art. No. 690600

Steak Grill 400 with drain on front side		Art. No.	Price EUR
Grilling directly on CNS flat heating elements for typical grill pattern		883931	
	Topline D	889222	
Dimensions (LxDxH):	400 x 800 x 320 / 355 mm	Direct heat emission:	1,19 kW
Connected load:	3,6 kW 230 V 1N	Latent heat emission:	1,44 kW
		Steam emission:	2,12 kg / h

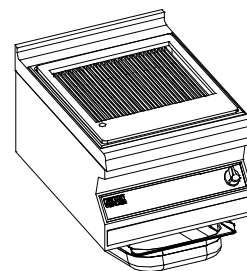
Grilling surface: 290 x 410 mm
 Heating zone: 1x 3,6 kW
 Grill temperature infinitely adjustable using energy controller
 CNS flat heating elements can be swivelled upwards for cleaning the pan
 Fat collecting pan with drain plug
 Drain on front side with safety valve



Accessories included: 1 x Appliance connection (696439)
 1 x Drain plug (869961)
 1 x Cleaning brush (864021)
 1 x Safety valve

Steak grill 400 with drain downwards		Art. No.	Price EUR
Grilling directly on CNS flat heating elements for typical grill pattern		883015	
	Topline D	889245	
Dimensions (LxDxH):	400 x 800 x 320 / 355 mm	Direct heat emission:	1,19 kW
Connected load:	3,6 kW 230 V 1N	Latent heat emission:	1,44 kW
		Steam emission:	2,12 kg / h

Grilling surface: 290 x 410 mm
 Heating zone: 1x 3,6 kW
 Grill temperature infinitely adjustable using energy controller
 CNS flat heating elements can be swivelled upwards for cleaning the pan
 Fat collecting pan with drain plug
 Drain downwards, 40 mm diameter

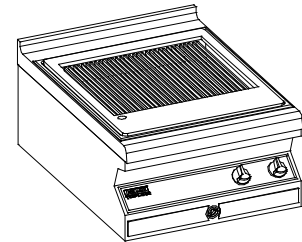


Accessories included: 1 x Appliance connection (696439)
 1 x Drain plug (869961)
 1 x Cleaning brush (864021)
 1 x GN 1/1 Container 100 mm deep, with curved handles (609773)
 1 x Perforated lid (615196)

☞ Use base cabinets of the TLGVB or UHVB-type !

Steak Grill 600 with drain on front side		Art. No.	Price EUR
Grilling directly on CNS flat heating elements for typical grill pattern		883932	
	Topline D	889248	
Dimensions (LxDxH):	600 x 800 x 320 / 355 mm	Direct heat emission:	1,68 kW
Connected load:	5,0 kW 400 V 3	Latent heat emission:	2,04 kW
		Steam emission:	3,00 kg / h

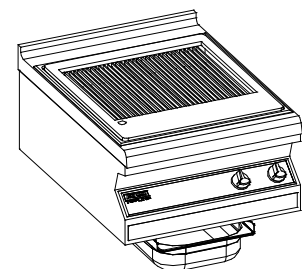
Grilling surface: 490 x 410 mm
 Heating zones: 2x 2,5 kW
 Grill temperature infinitely adjustable using energy controller
 CNS flat heating elements can be swivelled upwards for cleaning the pan
 Fat collecting pan with drain plug
 Drain on front side with safety valve



Accessories included: 1 x Appliance connection (696439)
 1 x Drain plug (869961)
 1 x Cleaning brush (864021)
 1 x Safety valve

Steak Grill 600 with drain downwards		Art. No.	Price EUR
Grilling directly on CNS flat heating elements for typical grill pattern		883016	
	Topline D	889273	
Dimensions (LxDxH):	600 x 800 x 320 / 355 mm	Direct heat emission:	1,68 kW
Connected load:	5,0 kW 400 V 3	Latent heat emission:	2,04 kW
		Steam emission:	3,00 kg / h

Grilling surface: 490 x 410 mm
 Heating zones: 2x 2,5 kW
 Grill temperature infinitely adjustable using energy controller
 CNS flat heating elements can be swivelled upwards for cleaning the pan
 Fat collecting pan with drain plug
 Drain downwards, 40 mm diameter



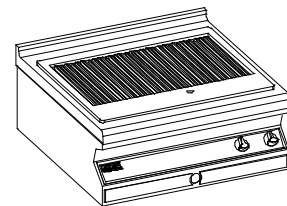
Accessories included: 1 x Appliance connection (696439)
 1 x Drain plug (869961)
 1 x Cleaning brush (864021)
 1 x GN 1/1 Container 100 mm deep, with curved handles (609773)
 1 x Perforated lid (615196)

☞ Use base cabinets of the TLGVB or UHVB-type !

Steak Grill 800 with drain on front side		Art. No.	Price EUR
Grilling directly on CNS flat heating elements for typical grill pattern		888577	
	Topline D	889274	
Dimensions (LxDxH):	800 x 800 x 320 / 355 mm	Direct heat emission:	2,82 kW
Connected load:	8,3 kW 400 V 3N	Latent heat emission:	3,43 kW
		Steam emission:	5,04 kg / h

Grilling surface: 684 x 410 mm
 Heating zones: 2
 1 x 4,7 kW
 1 x 3,6 kW

Grill temperature infinitely adjustable using energy controller
 CNS flat heating elements can be swivelled upwards for cleaning the pan
 Fat collecting pan with drain plug
 Drain on front side with safety valve

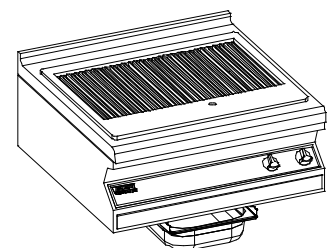


Accessories included: 1 x Appliance connection (696439)
 1 x Drain plug (869961)
 1 x Cleaning brush (864021)
 1 x Safety valve

Steak Grill 800 with drain downwards		Art. No.	Price EUR
Grilling directly on CNS flat heating elements for typical grill pattern		888583	
	Topline D	889276	
Dimensions (LxDxH):	800 x 800 x 320 / 355 mm	Direct heat emission:	2,82 kW
Connected load:	8,3 kW 400 V 3N	Latent heat emission:	3,43 kW
		Steam emission:	5,04 kg / h

Grilling surface: 684 x 410 mm
 Heating zones: 2
 1 x 4,7 kW
 1 x 3,6 kW

Grill temperature infinitely adjustable using energy controller
 CNS flat heating elements can be swivelled upwards for cleaning the pan
 Fat collecting pan with drain plug
 Drain downwards, 40 mm diameter




Accessories included: 1 x Appliance connection (696439)
 1 x Drain plug (869961)
 1 x Cleaning brush (864021)
 1 x GN 1/1 Container 100 mm deep, with curved handles (609773)
 1 x Perforated lid (615196)

☞ Use base cabinets of the TLGVB or UHVB-type !

Induction Pan		Art. No.	Price EUR
High-gloss polished stainless steel roasting grilling top / special composition of top with vacuum-soldered copper plate		876514	
	Topline D	889612	
Dimensions (LxDxH):	600 x 800 x 900 mm	Direct heat emission:	1,85 kW
Connected load:	8,0 kW 400 V 3	Latent heat emission:	2,24 kW
		Steam emission:	3,29 kg / h

Pan dimension: 530 x 569 x 75 mm
 Pan capacity: 21 Litres
 Cooking surface: 530 x 470 mm
 Heating zones: 2x 4,0 kW
 Range of temperature: 80 - 220°C
 With base cabinet in hygienic version H2



Accessories included:

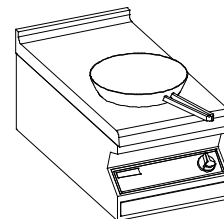
- 1 x Appliance connection (696439)
- 1 x GN 1/1 - Container 200 mm deep, with curved handles (607207)
- 1 x Perforated lid (615196)
- 1 x Drain plug (502073)
- 1 x Cleaning scraper (614319)

Induction Wok		Art. No.	Price EUR
with Wok pan Ø 300 mm		877554	
	Topline D	889613	
Dimensions (LxDxH):	400 x 800 x 320 / 355 mm	Direct heat emission:	0,20 kW
Connected load:	5,0 kW 400 V 3N	Latent heat emission:	0,08 kW
		Steam emission:	0,12 kg / h

Wok capacity: 4.5 Litres

Accessories included:

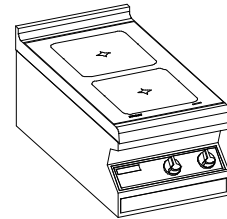
- 1 x Appliance connection (696439)
- 1 x Wok Pan (692859)



Induction Range 1		Art. No.	Price EUR
2 heating zones		877553	
	Topline D	889416	
Dimensions (LxDxH):	400 x 800 x 320 / 355 mm	Direct heat emission:	0,70 kW
Connected load:	10,0 kW 400 V 3	Latent heat emission:	0,28 kW
		Steam emission:	0,41 kg / h

Ceramic hob: 394 x 688 mm
 Heating zones: 2x 5.0 kW / Dimensions of coils: Ø 270 mm

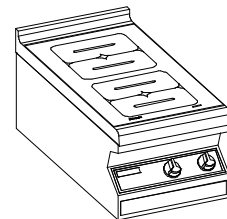
Accessories included: 1 x Appliance connection (696439)



Induction Range 2		Art. No.	Price EUR
4 heating zones F		877556	
	Topline D		
Dimensions (LxDxH):	400 x 800 x 320 / 355 mm	Direct heat emission:	0,98 kW
Connected load:	14,0 kW 400 V 3	Latent heat emission:	0,39 kW
		Steam emission:	0,58 kg / h

Ceramic hob: 394 x 688 mm
 Heating zones: 4x 3.5 kW / Dimensions of coils: 260 x 135 mm

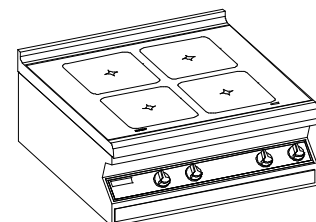
Accessories included: 1 x Appliance connection (696439)



Induction Range 3		Art. No.	Price EUR
4 heating zones		877558	
	Topline D	889439	
Dimensions (LxDxH):	800 x 800 x 320 / 355 mm	Direct heat emission:	1,40 kW
Connected load:	20,0 kW 400 V 3	Latent heat emission:	0,56 kW
		Steam emission:	0,83 kg / h

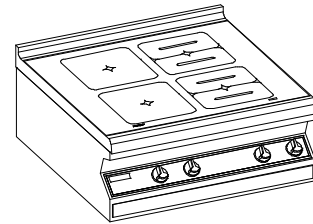
Ceramic hob: 794 x 688 mm
 Heating zones: 4x 5.0 kW / Dimensions of coils: Ø 270 mm

Accessories included: 1 x Appliance connection (696439)



Induction Range 4		Art. No.	Price EUR
2 / 4 heating zones F		877560	
	Topline D	889523	
Dimensions (LxDxH):	800 x 800 x 320 / 355 mm	Direct heat emission:	1,68 kW
Connected load:	1 x 10,0 + 1 x 14,0 (24,0) kW 400 V 3	Latent heat emission:	0,67 kW
		Steam emission:	0,99 kg / h

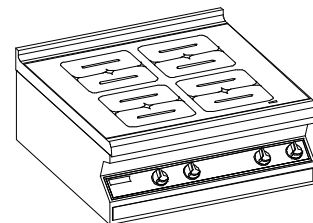
Ceramic hob: 794 x 688 mm
 Heating zones: 2x 5.0 kW / Dimensions of coils: Ø 270 mm
 Heating zones: 4x 3.5 kW / Dimensions of coils: 260 x 135 mm



Accessories included: 1 x Appliance connection (696439)

Induction Range 4F		Art. No.	Price EUR
8 heating zones F		887796	
	Topline D	889638	
Dimensions (LxDxH):	800 x 800 x 320 / 355 mm	Direct heat emission:	1,96 kW
Connected load:	2x14,0 (28,0) kW 400 V 3	Latent heat emission:	0,79 kW
		Steam emission:	1,40 kg / h

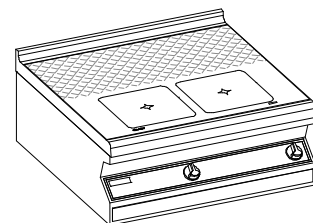
Ceramic hob: 794 x 688 mm
 Heating zones: 8x 3,5 kW / Dimensions of coils: 260 x 135 mm



Accessories included: 1 x Appliance connection (696439)

Induction Range 5		Art. No.	Price EUR
2 heating zones crosswise and storage space in the rear area		877561	
	Topline D	889616	
Dimensions (LxDxH):	800 x 800 x 320 / 355 mm	Direct heat emission:	0,70 kW
Connected load:	10,0 kW 400 V3	Latent heat emission:	0,28 kW
		Steam emission:	0,41 kg / h

Ceramic hob: 794 x 688 mm
 Heating zones: 2x 5.0 kW / Dimensions of coils: Ø 270 mm

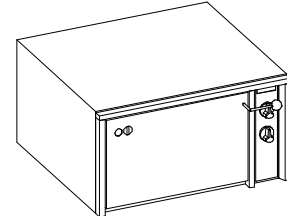


Accessories included: 1 x Appliance connection (696439)

Electric Baking Oven GN 1 1/2		Art. No.	Price EUR
as base cabinet		638625	
Dimensions (LxDxH):	800 x 745 x 430 mm	Direct heat emission:	1,61 kW
Connected load:	4,6 kW 400 V 3N	Latent heat emission:	0,74 kW
		Steam emission:	1,08 kg / h

Interior dimensions of oven: 535 x 520 x 250 mm

Accessories included: 1 x enamelled baking tray GN 1 1/2 (649716)
1 x CNS grate GN 1 1/2 (281131)

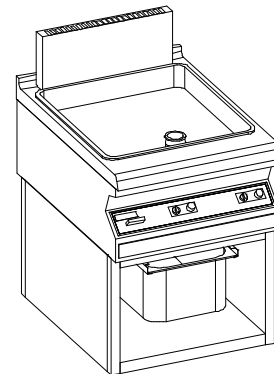


☞ It is possible to use a baking oven underneath any kind of range or work top.

Vario Gas Pan		Art. No.	Price EUR
Highly polished CNS frying/grilling top / with standard base cabinet / CE Id.-Nr. 0085 CN0057		836699	
Dimensions (LxDxH):	600 x 800 x 750 / 950 mm	Direct heat emission:	3,5 kW
Load:	10,0 kW natural gas E	Latent heat emission:	4,00 kW
		Steam emission:	5,88 kg / h

Pan dimension: 530 x 569 x 75 mm
Pan capacity: 21Litres
Cooking surface: 530 x 470 mm
Heating zones: 2x 5,0 kW
Range of temperature: 100 - 250°C
With standard base cabinet: 600 x 710 x 430 mm

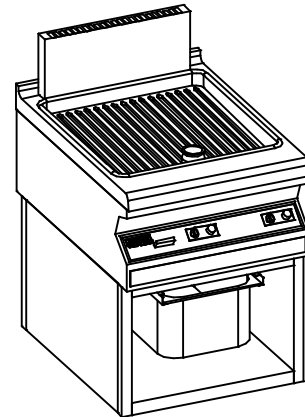
Accessories included: 1 x Appliance connection (696439)
1 x GN 1/1 - container 200 mm deep, with curved handles (607207)
1 x Perforated lid (615196)
1 x Drain plug (502073)
1 x Cleaning scraper (614319)



☞ Nozzle kit for natural gas LL has to be ordered separately if required (no extra charge).

Vario Gas Grill Pan		Art. No	Price EUR
Special steel plate, corrugated gradient / with standard base cabinet / CE Id.-Nr. 0085 CN0057		884500	
Dimensions (LxDxH):	600 x 800 x 750 / 950 mm	Direct heat emission:	3,50 kW
Load:	10,0 kW natural gas E	Latent heat emission:	4,00 kW
		Steam emission:	5,88 kg / h

- Cooking surface: 530 x 465 mm
- Heating zones: 2x 5,0 kW
- Range of temperature: 100 - 250°C
- With standard base cabinet: 600 x 710 x 430 mm
- Accessories included:
 - 1 x Appliance connection (696439)
 - 1 x GN 1/1 - container 200 mm deep, with curved handles (607207)
 - 1 x Perforated lid (615196)
 - 1 x Drain plug (502073)
 - 1 x Cleaning brush (614319)
 - 1 x Cleaning scraper (727563)



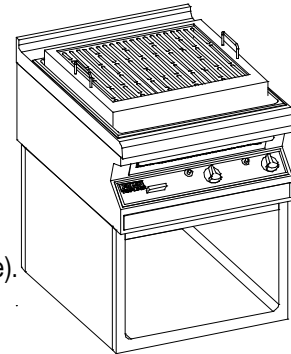
☞ Nozzle kit for natural gas LL has to be ordered separately if required (no extra charge).

Gas Grill 600		Art. No	Price EUR
Grid made of special cast iron, with H2 hygienic base cabinet / CE Id.-Nr. 0085 BR0418		889193	
Dimensions (LxDxH):	600 x 800 x 750 / 900 mm	Direct heat emission:	3,61 kW
Load:	10,3 kW natural gas E	Latent heat emission:	4,12 kW
		Steam emission:	6,06 kg / h

Grilling surface: 500 x 468 mm
 Heating zones: 2x 5,15 kW
 Base cabinet: H2 hygienic base (600 x 710 x 430 mm)
 Removable grease trap/water drawer

Accessories included: 1 x Appliance connection (696439)

☞ Nozzle kit for natural gas LL has to be ordered separately if required (no extra charge).



Gas Grill 800		Art. No	Price EUR
Grid made of special cast iron, with H2 hygienic base cabinet / CE Id.-Nr. 0085 BR0418		889194	
Dimensions (LxDxH):	800 x 800 x 750 / 900 mm	Direct heat emission:	5,42 kW
Load:	15,4 kW natural gas E	Latent heat emission:	6,18 kW
		Steam emission:	9,09 kg / h

Grilling surface: 700 x 468 mm
 Heating zones: 3x 5,15 kW
 Base cabinet: H2 hygienic base (800 x 710 x 430 mm)
 Removable grease trap/water drawer

Accessories included: 1 x Appliance connection (696439)

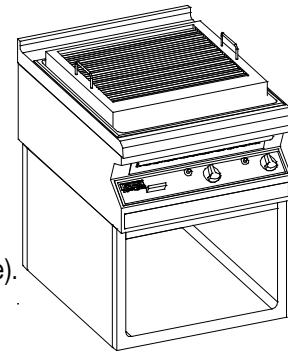
☞ Nozzle kit for natural gas LL has to be ordered separately if required (no extra charge).

Gas Lava Stone Grill 600		Art. No	Price EUR
Grid made of stainless steel rods, with H2 hygienic base cabinet / CE Id.-Nr. 0085 BR0418		889011	
Dimensions (LxDxH):	600 x 800 x 750 / 900 mm	Direct heat emission:	3,61 kW
Load:	10,3 kW natural gas E	Latent heat emission:	4,12 kW
		Steam emission:	6,06 kg / h

Grilling surface: 480 x 425 mm
 Heating zones: 2x 5,15 kW
 Base cabinet: H2 hygienic base (600 x 710 x 430 mm)
 Removable grease trap/water drawer

Accessories included: 1 x Appliance connection (696439)

☞ Nozzle kit for natural gas LL has to be ordered separately if required (no extra charge).



Gas Lava Stone Grill 800		Art. No	Price EUR
Grid made of stainless steel rods, with H2 hygienic base cabinet / CE Id.-Nr. 0085 BR0418		889085	
Dimensions (LxDxH):	800 x 800 x 750 / 900 mm	Direct heat emission:	5,42 kW
Load:	15,4 kW natural gas E	Latent heat emission:	6,18 kW
		Steam emission:	9,09 kg / h

Grilling surface: 689 x 425 mm
 Heating zones: 3x 5,15 kW
 Base cabinet: H2 hygienic base (800 x 710 x 430 mm)
 Removable grease trap/water drawer

Accessories included: 1 x Appliance connection (696439)

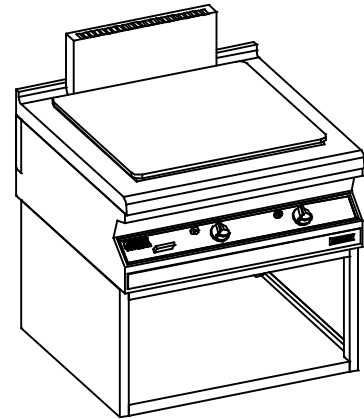
☞ Nozzle kit for natural gas LL has to be ordered separately if required (no extra charge).

Gas Hot Plate		Art. No	Price EUR
Cooking surface 25 mm enhanced / with standard base cabinet / CE Id.-Nr. 0085 CN0057		836788	
Dimensions (LxDxH):	800 x 800 x 750 / 1100 mm	Direct heat emission:	3,84 kW
Load:	12,0 kW natural gas E	Latent heat emission:	1,56 kW
		Steam emission:	2,29 kg / h

Cooking surface: 651 x 617 mm
 Heating zones: 2x 6,0 kW
 Range of temperature: 100 - 450°C
 With standard base cabinet: 800 x 710 x 430 mm
 On front side 2 atmospherical circular burners

Accessories included: 1 x Appliance connection (696439)

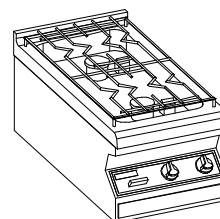
- ☞ No baking oven available!
- ☞ Nozzle kit for natural gas LL has to be ordered separately if required (no extra charge).



2-Burner Gas Range		Art. No.	Price EUR
With CNS sliding grill / CE Id.-Nr. 0085 CN0056		800163	
Dimensions (LxDxH):	400 x 800 x 320 / 355 mm	Direct heat emission:	3,00 kW
Load:	12,0 kW natural gas E	Latent heat emission:	1,20 kW
		Steam emission:	1,76 kg / h

Cooking surface: 370 x 700 mm
 Heating zones: 2, 1x 5,0 kW and 1 x 7,0 kW

Accessories included: 1 x Appliance connection (696439)

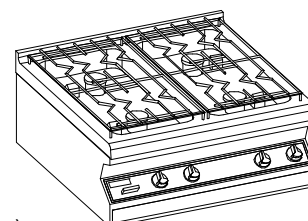


☞ Nozzle kit for natural gas LL has to be ordered separately if required (no extra charge).

4-Burner Gas Range		Art. No.	Price EUR
With CNS sliding grill / CE Id.-Nr. 0085 CN0056		800171	
Dimensions (LxDxH):	800 x 800 x 320 / 355 mm	Direct heat emission:	6,00 kW
Load:	24,0 kW natural gas E	Latent heat emission:	2,40 kW
		Steam emission:	3,53 kg / h

Cooking surface: 2 x 370 x 700 mm
 Heating zones: 4, 2x 5.0 kW and 2 x 7.0 kW

Accessories included: 1 x Appliance connection (696439)



☞ Nozzle kit for natural gas LL has to be ordered separately if required (no extra charge).

Accessories Gas Hot Plate	Art. No.	Price EUR
Nozzle kit for liquid gas included	-	-
Nozzle kit for natural gas LL / for 2-burner Gas Range	699187	-
Nozzle kit for natural gas LL / for 4-burner Gas Range	699195	-
Nozzle kit for natural gas LL / for Vario Gas Pan & Vario Gas Grill Pan	846805	-
Nozzle kit for natural gas LL / for Gas Grill and Gas Lava Stone Grill	939749	-
Nozzle kit for natural gas LL / for Gas Hot Plate	858587	-
Flexible stainless steel hose DN 12, Length 2000 mm	730327	

Work tops

Work top 200	Art. No.	Price EUR
Dimensions (LxDxH): 200 x 800 x 320 / 355 mm	550329	

Work top 200 with swivelling top heater	Art. No.	Price EUR
without drawer	700673	
Dimensions (LxDxH): 200 x 800 x 320 / 355 mm Connected load: 0,6 kW 230 V 1 N AC	Direct heat emission: 0,12 kW Latent heat emission: 0,18 kW Steam emission: 0,24 kg / h	

Work top 200 with socket and earthing contact 230 V	Art. No.	Price EUR
without drawer		
Dimensions (LxDxH): 200 x 800 x 320 / 355 mm	810827	

Work top 200 with CEE-socket 400 V	Art. No.	Price EUR
without drawer		
Dimensions (LxDxH): 200 x 800 x 320 / 355 mm	810835	

Work top 400	Art. No.	Price EUR
Dimensions (LxDxH): 400 x 800 x 320 / 355 mm	888925	

Work top 400 with drawer GN 1/1	Art. No.	Price EUR
Dimensions (LxDxH): 400 x 800 x 320 / 355 mm	703001	

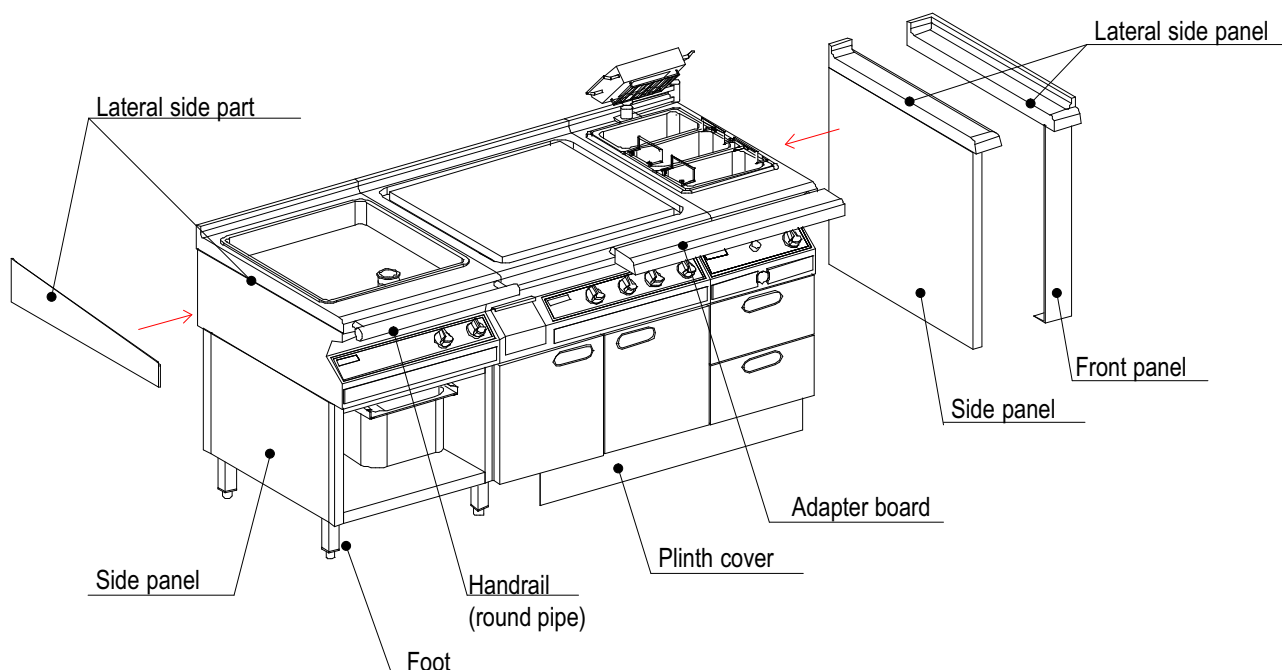
Work top 600 with drawer	Art. No.	Price EUR
Dimensions (LxDxH): 600 x 800 x 320 / 355 mm	703060	

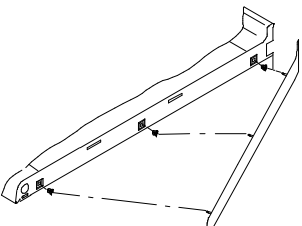
Work top 800	Art. No.	Price EUR
Dimensions (LxDxH): 800 x 800 x 320 / 355 mm	540846	

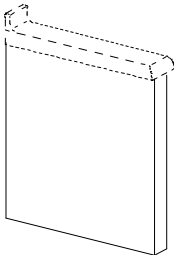
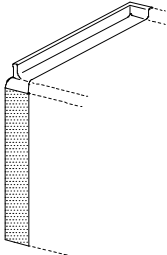
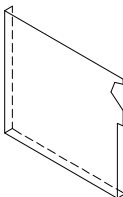
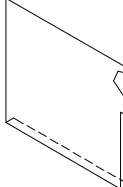
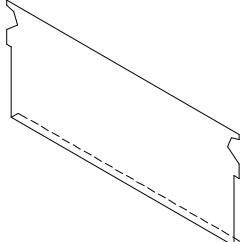
Topline Black Edition in colour variation black front panel, painted graphite black RAL9011, for all thermal equipment available	Art. No.	Surcharge per worktop / unit EUR
Topline Black Edition - Length of appliance 200 mm	TL-BE-200	
Topline Black Edition - Length of appliance 400 mm	TL-BE-400	
Topline Black Edition - Length of appliance 600 mm	TL-BE-600	
Topline Black Edition - Length of appliance 800 mm	TL-BE-800	
Topline operating foil silver, replacement available for all units		
change standard foil into operating foil in silver	TL-BE-SB	No surcharge
Accessories Deep Fat Fryer	Art. No.	Price EUR
Rear bracket including installation at our factory	EHB621757	
Frying basket for Deep Fat Fryer Dimensions (LxDxH): 200 x 290 x 120 mm	271586	
1/2 Frying basket for Deep Fat Fryer Dimensions (LxDxH): 95 x 285 x 120 mm	275166	
Portion basket for Deep Fat Fryer Dimensions (LxDxH): 180 x 120 x 120 mm	374512	
Handle for swivel fixture - Version for adapter board no extra charge / only in connection with an adapter board	655895	-
Optimal Equipment Oil/Fat-Filter-Pump System	Art. No.	Price EUR
Oil/Fat-Filter-Pump System for single-pan deep-fat fryer with container and filter	FFPS1	
Oil/Fat-Filter-Pump System for dual-pan deep-fat fryer with container and filter	FFPS2	
☛ In case of using a Oil-/Fat-Filter-Pump System each deep-fat fryer a separate base cabinet with folding door (UHFT) is required.		
Accessories Chip Scuttle	Art. No.	Price EUR
GN 1/1 container - 200 mm deep	244414	
Perforated GN 1/1 insert, 200 mm deep	715808	
Perforated GN 1/1 insert, 2 sections, 200 mm deep	720739	

Accessories Vario Cooker	Art. No.	Price EUR
GN 1/3 container - 200 mm deep perforated on 4 sides and bottom Ø 4 mm, with folding handles	609935	
GN-P 1/3 container - 200 mm deep perforated Ø 3 mm (suitable for preparation of rice), with folding handles	649732	
GN 1/2 container - 200 mm deep perforated on 4 sides and bottom Ø 4 mm, with folding handles	609862	
Pasta basket, round Ø 170 mm	628042	
Pasta basket, round Ø 135 mm	628050	
Sieve, perforated, GN 1/1, with handles	648019	
Compartment insert (for 6 compartments)	930695	
Handle for swivel fixture - version for adapter board no extra charge / only in connection with an adapter board	655895	-
Accessories Pasta Cooker	Art. No.	Price EUR
Pasta basket with handle and bracket for automatic lifting baskets 280 x 200 x 200/300 mm	953431	
Pasta basket with handle and bracket for automatic lifting baskets 130 x 185 x 200/300 mm	955965	
Portion basket with handle 85 x 160 x 200/320 mm	956457	
Portion basket with handle (suitable 2 pieces for Art. No. 879 118) 85 x 115 x 200/320 mm	879117	
Pasta basket <u>without</u> handle, with bracket for automatic lifting baskets 130 x 185 x 200 mm	879118	
Accessories Vario Range	Art. No.	Price EUR
Splash guard for Vario Range 600	690503	
Splash guard for Vario Range 800	690511	
Accessories Steak Grill	Art. No.	Price EUR
Cleaning scrapper	051144	
GN 1/1 Container 100 mm deep, with curved handles (609 773)	609773	
Accessories Induction Wok	Art. No.	Price EUR
Wok Pan Ø 295 mm (included as standard equipment)	692859	

Accessories Vario Pan / Griddle Plate	Art. No.	Price EUR
GN 1/1 container - 200 mm deep with folding handles	607207	
Cover for GN 1/1 container with cut-out for GN 1/3 container	615196	
GN-P 1/3 container - 150 mm deep perforated (GN collecting container)	628565	
GN-P 1/3 container - 200 mm deep perforated (GN collecting container)	628573	
Cover for Vario Pan 400 / Vario Griddle Plate 400	502685	
Cover for Vario Pan 600 / Vario Griddle Plate 600	502693	
Cover for Vario Pan 800	892563	
Care emulsion	883277	
Splash guard for Vario Pan 400 and Vario Griddle Plate 400	628085	
Splash guard for Vario Pan 600, / Vario Griddle Plate 600 and Vario Grill Pan	628093	
Splash guard for Vario Pan 800 CC and Vario Pan 800 SC	881111	
Cleaning brush	614319	
Spatula	647187	
 spatula (Art. No. 647187)		
Accessories Kettle	Art. No.	Price EUR
Cooking insert, 2 parts, 2 sections, perforation 8 mm Dimensions: Ø 565 - 300 mm high	690554	
Cooking insert, 2 parts, 2 sections, perforation 2.5 mm Dimensions: Ø 565 - 300 mm high	690562	
1 pair of lifting hooks for cooking inserts	750867	
1 ring support for cooking inserts	690546	
Accessories Baking Oven	Art. No.	Price EUR
Grill GN 1 1/2 made of CNS	281131	
Enameled baking tray GN 1 1/2	649716	




Lateral side part	Art. No.	Price EUR
 <p>Depth 800 mm</p>	Lateral side part, left	539589
	Lateral side part, right	539597
	Lateral side part, left for Ceramic- and Induction Ranges	808970
	Lateral side part, right for Ceramic- and Induction Ranges	808989
	Lateral side part, left folding up, 35 mm high	680818
	Lateral side part, right for Ceramic- and Induction Ranges folding up, 35 mm high	680826
	Lateral side part, left for Ceramic- and Induction Ranges folding up, 35 mm high	890079
	Lateral side part, right for Ceramic- and Induction Ranges folding up, 35 mm high	890077
	Lateral side part, left folding up, 40 / 100 mm high	680710
Lateral side part, right folding up, 40 / 100 mm high	680729	


Lateral side panel	Art. No.	Price EUR
	Lateral side panel, 100 mm, left radius design, folding down appliance connection included Lateral side panel, 100 mm, right radius design, folding down appliance connection included Side panel for appliances Dimensions (LxDxH) 32 x 785 x 700 mm Side panel for appliances (has to be used in combination with a lateral side panel).	528277 528285 660337
	Lateral side part, 100 mm, left radius design, folding up, appliance connection included Lateral side part, 100 mm, right radius design, folding up, appliance connection included Front panel Dimensions (LxH): 100 x 700 mm Kit lateral side part only possible with side wall	608262 608270 679682
	Side panel with Topline-contour for wall assembly / Depth 800 mm Side panel left Side panel right	730432 730858
	Side panel with Topline-contour for line assembly / Depth 800 mm Side panel left Side panel right	731900 732044
	Side panel with Topline-contour for block assembly Side panel Depth 1600 mm Side panel Depth 1700 mm Side panel Depth 1800 mm	733024 733539 733873

Installation versions for Topline Base Cabinets


Feet for Standard Base Cabinet TLG

	Height	for depth 710 mm	Art. No.	Price EUR
	100 mm	Feet (2 pieces) on cross member for working height 850 mm	300600	
	150 mm	Feet (2 pieces) on cross member for working height 900 mm	300125	
	200 mm	Feet (2 pieces) on cross member for working height 950 mm	300606	

Castors for Standard Base Cabinet TLG

	Height	for depth 710 mm	Art. No.	Price EUR
	150 mm	Castors (2 pieces) on cross member, one of them with locking break Diameter of castors 100 mm for working height 900 mm	302418	
	168 mm	Castors (2 pieces) on cross member, one of them with locking break Diameter of castors 125 mm for working height 918 mm	300611	

Feet for Base Cabinet Hygiene & Refrigeration

	Height	for depth 710 mm	Art. No.	Price EUR
	100 mm	Foot (1 piece) for working height 850 mm	846864	
	150 mm	Foot (1 piece) for working height 900 mm	846872	
	200 mm	Foot (1 piece) for working height 950 mm	846880	
Without illustration	150 mm	Castors (4 pieces), two of them with locking break for working height 900 mm	EUFL	
Without illustration	100 mm	Foot (1 piece) for refrigeration for working height 850 mm	848336	
	150 mm	Foot (1 piece) for refrigeration for working height 900 mm	848344	
	200 mm	Foot (1 piece) for refrigeration for working height 950 mm	888236	

Plinth panel / plinth frame	Art. No.	Price EUR
Plinth panel Made of stainless steel / 150 mm high / installation not included	EUSK	per running metre
Plinth frame up to depth 800 / 838 mm Stainless steel 1,5 mm with reinforcing sections. height 150 mm	EUSR	Per running metre of the longest side

Optional feature - Mobile Base Cabinet	Art. No.	Price EUR
Optional feature "mobile", with steering rollers, for base cabinet of 600 mm length rollers-Ø 125 mm, incl. rear panel and cable suspension, working height 913 mm	ZMFLUG06	
Optional feature "mobile", with steering rollers, for base cabinet of 800 mm length rollers-Ø 125 mm, incl. rear panel and cable suspension, working height 913 mm	ZMFLUG08	
Optional feature "mobile", with steering rollers, for base cabinet of 1000 mm length rollers-Ø 125 mm, incl. rear panel and cable suspension, working height 913 mm	ZMFLUG10	
Optional feature "mobile", with steering rollers, for base cabinet of 1200 mm length rollers-Ø 125 mm, incl. rear panel and cable suspension, working height 913 mm	ZMFLUG12	

Connecting plug	Art. No.	Price EUR
Connecting plug CEE 400 V 16 A, cable 3000 mm included extra charge per appliance	ASTK3	
Connecting plug CEE 400 V / 32 A, cable 3000 mm included Extra charge per appliance	ASTK4	

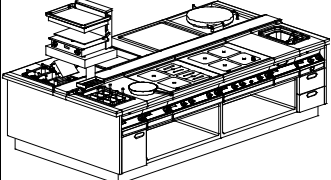
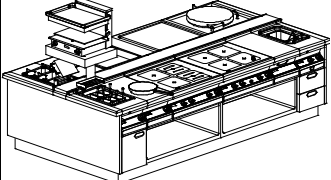
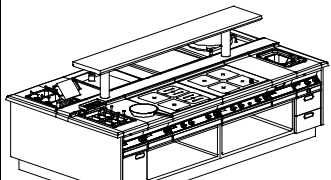
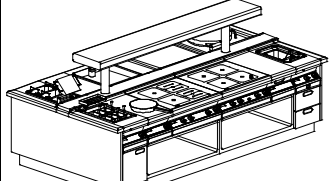
Appliance Connection	Art. No.	Price EUR
Appliance connection 1 piece per unit as standard included	696439	

Side panel	Art. No.	Price EUR
Side panel for wall set-up for base cabinets UG (will be delivered if required according to the installation plan)	719242	-
Side panel for wall set-up for base cabinet UH (will be delivered if required according to the installation plan)	925438	-

Adapter Board						
Illustration	Depth 150 mm			Depth 200 mm		
	Length mm	Art. No.	Price EUR	Length mm	Art. No.	Price EUR
<p>Depth 150 mm</p> <p>Depth 200 mm</p>	400	ZAVB0415		400	ZAVB0420	
	600	ZAVB0615		600	ZAVB0620	
	800	ZAVB0815		800	ZAVB0820	
	1000	ZAVB1015		1000	ZAVB1020	
	1200	ZAVB1215		1200	ZAVB1220	
	1400	ZAVB1415		1400	ZAVB1420	
	1600	ZAVB1615		1600	ZAVB1620	
	1800	ZAVB1815		1800	ZAVB1820	
	2000	ZAVB2015		2000	ZAVB2020	
	2200	ZAVB2215		2200	ZAVB2220	
	2400	ZAVB2415		2400	ZAVB2420	
	2600	ZAVB2615		2600	ZAVB2620	
	2800	ZAVB2815		2800	ZAVB2820	
	3000	ZAVB3015		3000	ZAVB3020	
	3200	ZAVB3215		3200	ZAVB3220	
	3400	ZAVB3415		3400	ZAVB3420	
	3600	ZAVB3615		3600	ZAVB3620	

Handrail	Art. No.	Price EUR
Handrail (round pipe) Ø 40 mm / Total Depth 100 mm with protective cap Basic price (up to 1000 mm in length)	ZFHLGP	
Extra charge per running metre (of more than 1000 mm in length)	ZFHLLFM	

☞ When choosing the version with adapter board / handrail, additional handles for swivel fixture have to be ordered for Vario Cooker and Deep Fat Fryer.

Board on Column	Art. No.	Price EUR	
	<p>Salamander shelf Placed on work top 200 mm or Middle cover ZMMA24</p> <p>Dimension of Board (LxDxH): 520 x 500 x 100 mm Column Ø 102 mm / Height 400 mm Total height: 500 mm</p>	<p>ODBS50</p>	
	<p>Salamander shelf - square column Placed on work top 200 mm or Middle cover ZMMA24</p> <p>Dimension of Board (LxDxH): 520 x 500 x 100 mm Square column with (LxDxH): 100 x 100 x 400 mm Total height: 500 mm</p>	<p>ODBS50-Q</p>	
	<p>Board on column Placed on Middle cover ZMMA24</p>		
	<p>Board Height: 50 mm / Total height 450 mm Depth: 450 mm - all sides folding down - radiused lower longitudinal sides - bottom side closed</p>	<p>EOBS1</p>	<p>price per running metre</p>
	<p>Board on column Placed on Middle cover ZMMA24</p>		
	<p>Board Height: 100 mm / Total height 500 mm Depth: 450 mm - all sides folding down - radiused on longitudinal sides - bottom side closed</p>	<p>EOSR</p>	<p>price per column</p>
	<p>Column - round pipe Ø 102 mm Boards of >2600 mm require 3 columns</p> <p>Column - Square pipe 100 mm x 100 mm Boards of >2600 mm require 3 columns</p>	<p>EOSV</p>	<p>price per column</p>

Support for a Mixer

- for installation into worktops of 200 or 400 mm Length or into central cover of 240 mm Length

Description	Art. No.	Price EUR
Support for mixer, socket and mixing tap consisting of: 1x column 150 x 150 x 250 / 740 mm 1x socket 230V 1x bracket for mixer and cup (incl. cup) 1x connection for mixing tap 1x KWC-one lever mixing tap 2/4" with drip-stop, Height 490 mm, spout projektion 300 mm	SMS1000	
Support for mixer, socket and mixing tap consisting of: 1x column 150 x 150 x 250 / 740 mm 2x socket 230 V 2x bracket for mixer and cup (incl. cup) 1x connection for mixing tap 1x KWC-one lever mixing tap 2/4" with drip-stop Height 490 mm, spout projection 300 mm	SMS2000	



Illustration
Type SMS2000

- for installation into worktops of 200 or 400 mm or into central cover of 140 mm Length

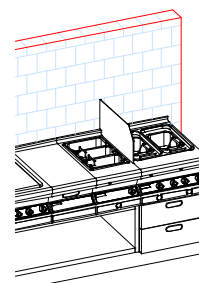
Description	Art. No.	Price EUR
Support for mixer and socket consisting of: 1x column 150x150x250 mm 2x socket 230 V 2x bracket for mixer and cup (incl. cup)	SMS3	

Description	Art. No.	Price EUR
Support for mixer for installation on upper shelf for Salamander 1x bracket for mixer and cup (incl. cup)	MBH1	

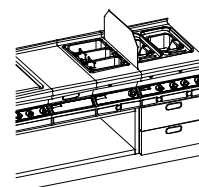
Splash guard

Note for splash guard and partition wall: an installed splash guard / partition wall for deep fat fryers is according to DGUV 110-003 necessary for safety reasons if the distance between the deep fat fryer and water of any kind is less than 800 mm.

Item	Art. No.	Product code	Price EUR
Splash guard - for mounting on worktop and wall - bevelled on front side			
Dimensions: 2 x 670 x 350 mm	878659	SS-TOP-670	
Dimensions: 2 x 770 x 350 mm	878660	SS-TOP-770	



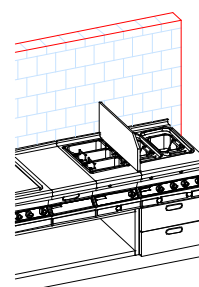
Item	Art. No.	Product code	Price EUR
Splash guard - for mounting on worktop - bevelled on front and rear side			
Dimensions: 2 x 650 x 350 mm	878661	SS-TG-650	
Dimensions: 2 x 750 x 350 mm	879236	SS-TG-750	

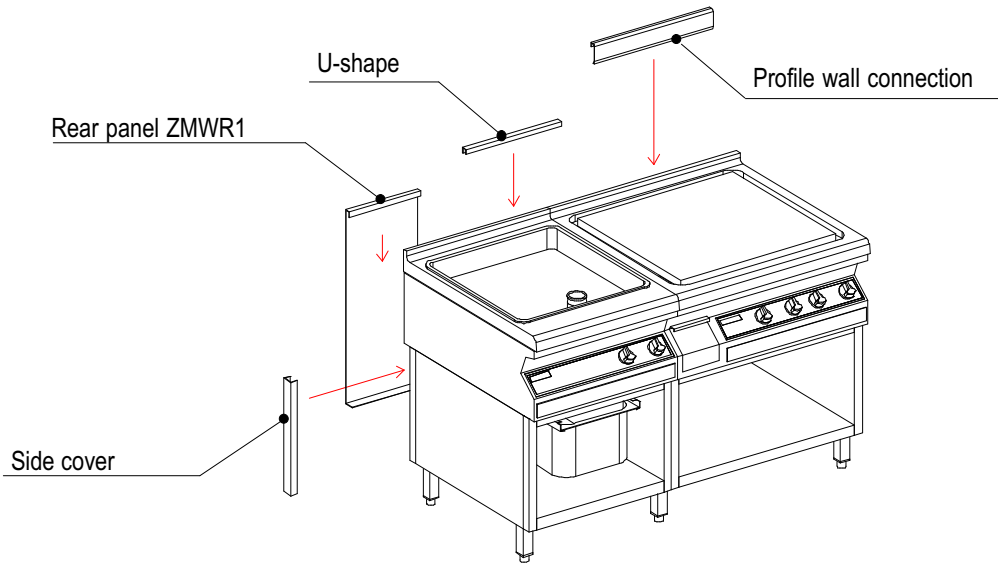


Partition wall

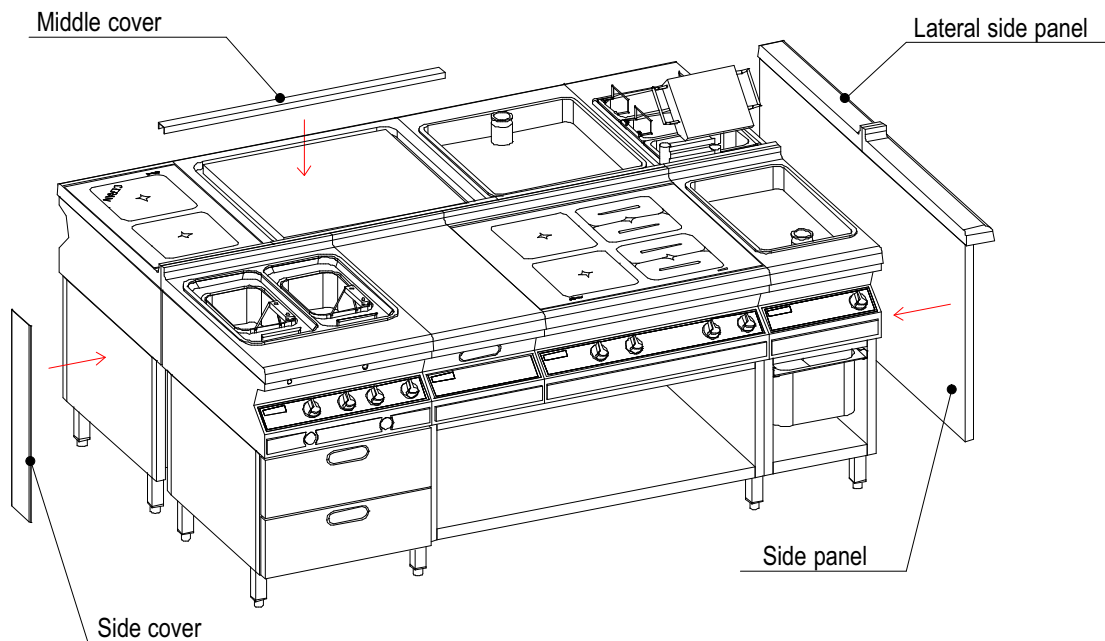
Note for splash guard and partition wall: an installed splash guard / partition wall for deep fat fryers is according to DGUV 110-003 necessary for safety reasons if the distance between the deep fat fryer and water of any kind is less than 800 mm.

Item	Art. No.	Product code	Price EUR
Partition wall - for mounting on worktop and wall - bevelled on front side			
Dimensions: 20 x 670 x 350 mm	878662	TW-TOP-670	
Dimensions: 20 x 770 x 350 mm	878663	TW-TOP-770	





Accessories Line Assembly	Art. No.	Price EUR
Side cover (for wall assembly) U-shape 41 x 430 mm	679704	
U-shape / Price per running metre to cover the radius (folding up) / extra charge per running metre	ZMWU	
Profile wall connection, Height: 65 mm / Price per running metre as an additional folding up at the rear / extra charge per running metre	ZMWP01	
Profile wall connection, Height: 265 mm / Price per running metre as an additional folding up at the rear / extra charge per running metre	ZMWP02	
Profile wall connection, Height: 65 - 265 mm / Price per running metre as an additional folding up at the rear / extra charge per running metre	ZMWP03	
Extra charge for Profile wall connection closed on 1 side price per side	ZMWPG	
Rear panel / price per running metre to suspend from the folding up / extra charge per running metre	ZMWR1	
Rear panel - radius design / price per running metre to be adopted to work top shape 02 Depth: 38 mm, Height: 700 / 735 mm to suspend from the folding up / extra charge per running metre	ZMWR2	
Rear panel usable as storage surface 100 mm / price per running metre for installation of mixing valve, cough protection etc. Depth: 100 mm, Height: 700 / 735 mm to suspend from the folding up / extra charge per running metre	ZMWR3	

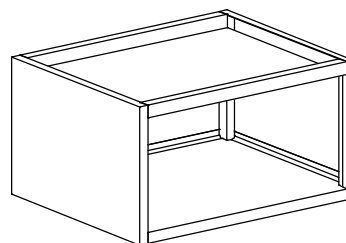


Accessories Block Assembly	Art. No.	Price EUR
Side cover 146 x 700 mm (standard)	EUBA1	
Side cover 246 x 700 mm (for assembly when using the middle cover ZMMA14)	EUBA2	
Side cover 346 x 700 mm (for assembly when using the middle cover ZMMA24)	EUBA3	
Middle cover, Depth 40 mm Extra charge per running metre	ZMMA04	
Middle cover, Depth 140 mm (Depth of kitchen block 1700 mm) Extra charge per running metre	ZMMA14	
Middle cover, Depth 240 mm (Depth of kitchen block 1800 mm) Extra charge per running metre	ZMMA24	
Side panel (Depth of kitchen block 1600 mm) Dimensions (LxDxH): 32 x 1570 x 700 mm only usable when using lateral side panels	662089	
Side panel (Depth of kitchen block 1700 mm) Dimensions (LxDxH): 32 x 1670 x 700 mm only usable when using lateral side panels	662097	
Side panel (Depth of kitchen block 1800 mm) Dimensions (LxDxH): 32 x 1770 x 700 mm only usable when using lateral side panels	662100	

Type			Function		Length		Corpus	Version
1	2	3	4	5	6	7	8	9
TLG= Base cabinet Appliances			OS= Closed on three sides FT= Folding door(s) SB= Block of drawers MA= Garbage container IF= Installation cabinet+folding door IB= Installation cabinet + front panel GN= GN-slides VB= for Vario Pan WS= Heated cabinet + sliding doors WF= Heated cabinet + folding doors		02= 200 mm 04= 400 mm 06= 600 mm 08= 800 mm 10= 1000 mm 12= 1200 mm		Depth 71= 710 mm	<u>Door hinging</u> L= hinged on left side R= hinged on right side <u>Drawer combinations</u> 1= 1 drawer Depth 200 mm 2= 2 drawers Depth 150 / 150 mm
Type		Function		Length		Maschine/ Installation	Version	
1	2	3	4	5	6	7	8	
UG= Base cabinet Appliances		KE= Cooling element		12= 1200 mm		M= Cooling machine right I= Installation cabinet for connection to external cooling machine	1= folding door 2= 2 drawers for GN 1/1 container Height 100 / 100 mm	

Base cabinet closed on three sides TLGOS

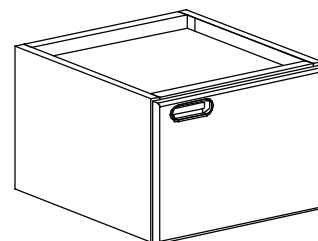
- Base cabinet as self-supporting structure, top side closed
- Closed on three sides
- Hygiene floor shelf, on three sides 25 mm folding up with radii 10 mm
- Interior and exterior cabinet absolutely smooth
- Made from stainless steel 1.4301
- Height 430 mm



Depth 710 mm				
Length	Art. No.	Product Code	Dimensions interior (LxDxH)	Price EUR
400 mm	390130	TLGOS0471	342 x 709 x 353 mm	
600 mm	390131	TLGOS0671	542 x 709 x 353 mm	
800 mm	390132	TLGOS0871	742 x 709 x 353 mm	
1000 mm	390133	TLGOS1071	942 x 709 x 353 mm	
1200 mm	390134	TLGOS1271	1142 x 709 x 353 mm	

Base cabinet with folding door(s) TLGFT

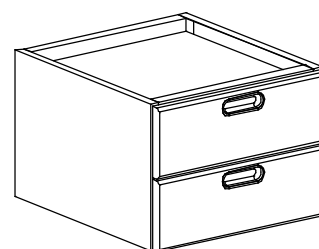
- Base cabinet as self-supporting structure, top side closed
- Closed on four sides, with 1 or 2 double-walled insulated folding doors
- Folding door with magnetic door latch and recessed horizontal handle
- Radius upper and lower end
- Hygiene floor shelf, on three sides 25 mm folding up with radii 10 mm
- Interior and exterior cabinet absolutely smooth
- Made from stainless steel 1.4301
- Height 430 mm



Depth 710 mm				
Length	Art. No.	Product Code	Number of doors / door hinging	Price EUR
400 mm	390293	TLGFT0471L	1 / left	
400 mm	390294	TLGFT0471R	1 / right	
600 mm	390295	TLGFT0671L	1 / left	
600 mm	390296	TLGFT0671R	1 / right	
800 mm	390297	TLGFT0871	2 / left + right	

Base cabinet with drawer(s) TLGSB

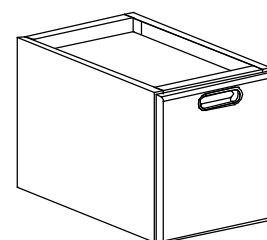
- Base cabinet as self-supporting structure, top side closed
- Removable box drawers with double-walled drawer cover and stainless steel telescopic rails
- Drawers with recessed horizontal handle
- Radius-design inside, on front and rear side
- Hygiene floor shelf, on three sides 25 mm folding up with radii 10 mm
- Interior and exterior cabinet absolutely smooth
- Made from stainless steel 1.4301
- Height 430 mm



	Depth 710 mm			
Length	Art. No.	Product Code	Number of / Height of drawers	Price EUR
400 mm	390358	TLGSB04711	1 / 200 mm	
400 mm	390359	TLGSB04712	2 / 150 + 150 mm	
600 mm	390360	TLGSB06711	1 / 200 mm	
600 mm	390361	TLGSB06712	2 / 150 + 150 mm	

Base cabinet with garbage drawer TLGMA

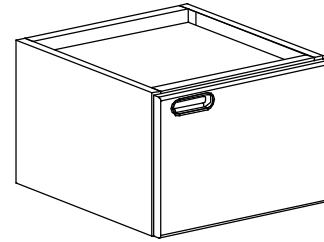
- Base cabinet as self-supporting structure, top side closed
- Removable box drawer with garbage container and telescopic rails
- Double-walled drawer cover
- Drawer with recessed horizontal handle
- Hygiene floor shelf, on three sides 25 mm folding up with radii 10 mm
- Interior and exterior cabinet absolutely smooth
- Made from stainless steel 1.4301
- Height 430 mm




	Depth 710 mm			
Length	Art. No.	Product Code	Number of plastic containers	Price EUR
400 mm	390523	TLGMA0471	3 pcs. (each 13.2 litres; Art. No. 892278)	
600 mm	390524	TLGMA0671	3 pcs. (each 13.2 litres; Art. No. 892278)	

Base cabinet as installation cabinet with folding door TLGIF

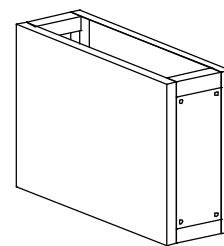
- Base cabinet as self-supporting structure, top side closed
- Closed on four sides with double-walled folding door
- Folding door with magnetic door latch and recessed horizontal handle
- Cut-out in floor shelf and rear wall
- Hygiene floor shelf, on three sides 25 mm folding up with radii 10 mm
- Removable intermediate wall
- Interior and exterior cabinet absolutely smooth
- Made from stainless steel 1.4301
- Height 430 mm



Depth 710 mm				
Length	Art. No.	Product Code	Door hinging	Price EUR
400 mm	390487	TLGIF0471L	left	
400 mm	390489	TLGIF0471R	right	
600 mm	390490	TLGIF0671L	left	
600 mm	390491	TLGIF0671R	right	
		Terminal box (Art. No. 909548) Dimensions (LxDxH): 300 x 300 x 130 mm For 9 cables Connections for energy management system For installation in installation cabinet 400 or 600 mm length		

Base cabinet with front panel TLGIB

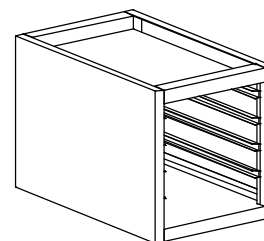
- Base cabinet as self-supporting structure, top side opened
- Removable front panel, without floor shelf
- Interior and exterior cabinet absolutely smooth
- Made from stainless steel 1.4301
- Height 430 mm



Depth 710 mm				
Length	Art. No.	Product Code	Socket for TLGIB	Price EUR
200 mm	390486	TLGIB0271		
-	EZSD23	-	230 V socket (incl. installation)	
-	EZCE40	-	400 V CEE socket (incl. installation)	

Base cabinet with GN slides TLGGN

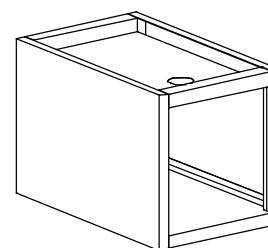
- Base cabinet as self-supporting structure, top side closed
- Closed on three sides to insert GN 1/1 containers and trays
- Hygiene floor shelf, on three sides 25 mm folding up with radii 10 mm
- Interior and exterior cabinet absolutely smooth
- Made from stainless steel 1.4301
- Height 430 mm



	Depth 710 mm			
Length	Art. No.	Product Code	Number of slides / Spacing	Price EUR
400 mm	390463	TLGGN0471	4 / 75 mm	

Base cabinet closed on three sides for Vario Pan TLGVB

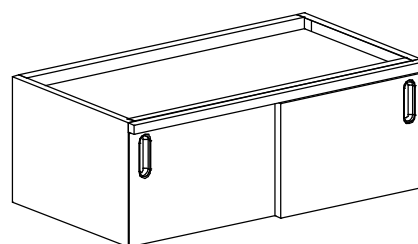
- Base cabinet as self-supporting structure, top side closed
- Closed on three sides
- Base cabinet for drain containers Vario Pan
- Discharge opening on top side
- Hygienic floor shelf, bottom floor sideways and in rear with a radii 10 mm, 25 mm folding up
- Interior and exterior cabinet absolutely smooth
- Made from stainless steel 1.4301
- Height 430 mm



	Depth 710 mm			
Length	Art. No.	Product Code	Dimensions / combination	Price EUR
400 mm	391398	TLGVB0471	400	
600 mm	391399	TLGVB0671	600	
800 mm	391657	TLGVB0871	800	
1000 mm	391400	TLGVB1071	Combination of 400 and 600	

Base cabinet as heated cabinet with sliding doors TLGWT

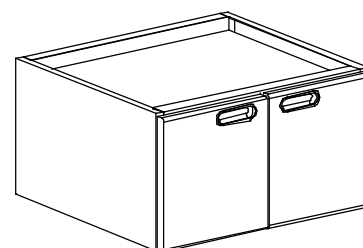
- Base cabinet as self-supporting structure, top side closed, insulated on sides, rear and above
- Heated cabinet with circulating air, thermostatic temperature control up to 85°C
- Closed on four sides, double-walled sliding doors
- Sliding doors attached to the top, on ball bearings
- Insulated doors with recessed vertical handles
- Perforated floor shelf
- Recessed operation panel on right side
- Interior and exterior cabinet absolutely smooth
- Made from stainless steel 1.4301
- Height 430 mm



	Depth 710 mm			
Length	Art. No.	Product Code	Connected load	Price EUR
1200 mm	390625	TLGWT1271	1,5 kW 230 V 1N	

Base cabinet as heated cabinet with folding doors TLGWF

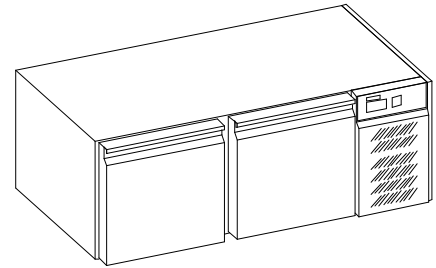
- Base cabinet as self-supporting structure, insulated, top side closed
- Heated cabinet with circulating air, thermostatic temperature control up to 85°C
- Closed on four sides, double-walled insulated folding doors with recessed horizontal handles
- Perforated floor shelf
- Radius on upper and lower end
- Recessed operation panel on right side
- Interior and exterior cabinet absolutely smooth
- Made from stainless steel 1.4301
- Height 430 mm



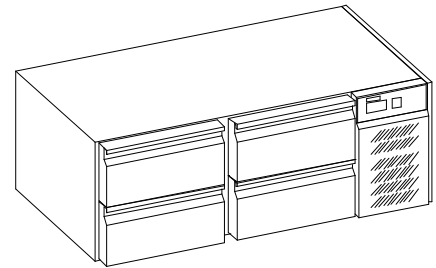
	Depth 710 mm			
Length	Art. No.	Product Code	Connected load	Price EUR
800 mm	391413	TLGWF0871	1,5 kW 230 V 1N	

Base cabinet refrigerated element 2xGN 1/1 with refrigeration machine UGKE-M

- Refrigeration machine on right side
- Circulating air refrigeration, temperature range -2 to +10° C
- CFC-free, 50 mm PU insulation
- Interior: hygienic version with deep-drawn floor shelf
- Static cooling system, evaporator foamed into rear wall, integrated drain channel
- Folding doors / drawers with recessed handles
- Drawers with radius at front and rear side
- Drawers for GN - containers of 100 mm height
- Electronic thermostat with digital display
- HACCP monitoring system
- Automatic defrost and evaporation of defrost water
- Accessories: 1 Rilsan coated grate per door
- Height 430 mm



UGKE12M11



UGKE12M22

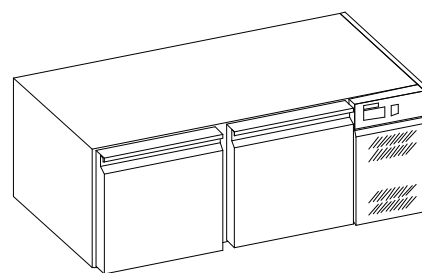
Gross contents: 145 Liter
Refrigeration capacity: 255 W at -15° C ET / +32° C AT
Refrigerant: R290
Connected load: 350 W 230 V 50 Hz
Consumption: 1,40 kWh / 24 h

Depth 675 mm				
Length	Art. No.	Folding doors / drawers	Usable volume	Price EUR
1200 mm	UGKE12M11 ¹⁾	2 x folding doors	96 l	
1200 mm	UGKE12M22 ¹⁾	2 x 2 drawers	79 l	

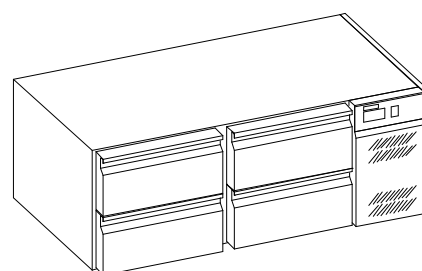
¹⁾ energy efficiency class B.

Base cabinet refrigerated element 2 x GN 1/1 with installation cabinet UGKE-I

- Installation compartment on right side
Connection of electric cables, refrigeration pipes and drain provided by customer
- Circulating air refrigeration, temperature range -2 to +10° C
- CFC-free, 50 mm PU insulation
- Interior: hygienic version with deep-drawn floor shelf
- Static cooling system, evaporator foamed into rear wall, integrated drain channel
- Doors / drawers with recessed handles
- Drawers inside with radius at the front and at the rear
- Drawers for GN - containers, 100 mm height
- Electronic thermostat with digital display
- HACCP monitoring system
- Automatic defrost dia of drain 16 mm
- Accessories: 1 Rilsan coated grate per door
- Expansion valve not included
- Height 430 mm



UGKE1211



UGKE12122

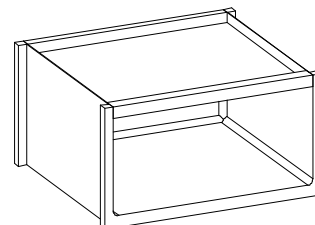
Gross contents: 145 Liter
Refrigeration capacity: 200 W at -15° C ET / +32° C AT
Connected load: 80 W 230 V 50 Hz

	Depth 675 mm			
Length	Art. No.	Folding doors / drawers	Usable volume	Price EUR
1200 mm	UGKE12111	2 x folding doors	96 l	
1200 mm	UGKE12122	2 x 2 drawers	79 l	

Type		Function		Length		Corpus	Version
1	2	3	4	5	6	7	8
UH= Base cabinet Hygiene		OS= Open cabinet FT= Folding door SB= Block of drawers GN= Gastronorm MA= Garbage container VB= Vario Pan open cabinet		04= 400 mm 06= 600 mm 08= 800 mm 10= 1000 mm 12= 1200 mm		3= 710 mm	<u>Depth</u> L= hinged on left side R= hinged in right side <u>Drawer combinations</u> 1= 1 drawer Depth 200 mm 2= 2 drawers Depth 150 / 150 mm

Base cabinet Hygiene closed on three sides UHOS

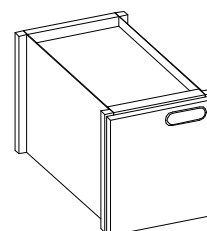
- Base cabinet as self-supporting structure
- Closed on three sides, with even side panels and even bottom
- Hygienic version H2, bottom and side panels welded, seamless, radius R19, attached cover
- End of side panels double-walled when there is no base cupboard next to it
- Height 430 mm



	Depth 710 mm			
Length	Art. No.	Product code	Dimensions interior (LxDxH)	Price EUR
400 mm	803790	UHOS043	336 x 699 x 350 mm	
600 mm	803804	UHOS063	536 x 699 x 350 mm	
800 mm	803812	UHOS083	736 x 699 x 350 mm	
1000 mm	803820	UHOS103	936 x 699 x 350 mm	
1200 mm	803839	UHOS123	1136 x 699 x 350 mm	

Base cabinet Hygiene with folding door(s) UHFT

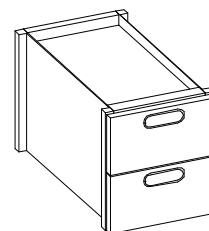
- Base cabinet as self-supporting structure
- Completely closed on 4 sides, with 1 or 2 double-walled folding doors
- Folding door with magnetic door latch and recessed handle
- Hygienic version H2, bottom and side panels welded, seamless, radius R19, attached cover
- End of side panels double-walled when there is no base cupboard next to it
- Height 430 mm



	Depth 710 mm			
Length	Art. No.	Product code	Number of doors / door hinging	Price EUR
400 mm	803847	UHFT043L	1 / left	
400 mm	803863	UHFT043R	1 / right	
600 mm	803855	UHFT063L	1 / left	
600 mm	803871	UHFT063R	1 / right	
800 mm	803898	UHFT083	2 / left and right	

Base cabinet Hygiene with drawer(s) UHSB

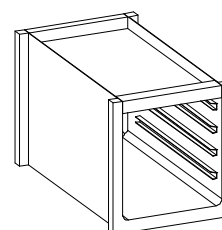
- Drawer block with removable drawers
- Drawer can be pulled out completely, rails made of stainless steel
- Radius design inside, at the front and at the rear
- Integrated, easy-to-clean handle recess
- Hygienic version H2, bottom and side panels welded, seamless, radius R19, attached cover
- End of side panels double-walled when there is no base cupboard next to it
- Height 430 mm



Depth 710 mm				
Length	Art. No.	Product code	Number of drawers / height	Price EUR
400 mm	803901	UHSB0431	1 / 200 mm	
400 mm	803936	UHSB0432	2 / 150 + 150 mm	
600 mm	803928	UHSB0631	1 / 200 mm	
600 mm	803944	UHSB0632	2 / 150 + 150 mm	

Base cabinet Hygiene with GN slides UHGN

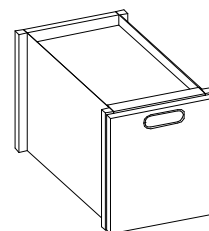
- Base cabinet as self-supporting structure
- Closed on three sides, open at the front to allow insertion of containers and trays GN 1/1
- Side panels with 5 GN-rails as bead stamping with tilting protection
- Hygienic version H2, bottom and side panels welded, seamless, radius R19, attached cover
- End of side panels double-walled when there is no base cupboard next to it
- Height 430 mm



Depth 710 mm				
Length	Art. No.	Product code	Number of rails / spacing	Price EUR
400 mm	803952	UHGN043	5 / 55 mm	

Base cabinet Hygiene with garbage container UHMA

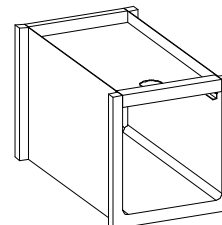
- Base cabinet as self-supporting structure
- Removable drawer as garbage container
- Drawer can be pulled out completely, rails made of stainless steel
- Integrated, easy-to-clean handle recess
- Radius form (top and bottom)
- Hygienic version H2, bottom and side panels welded, seamless, radius R19, attached cover
- End of side panels double-walled when there is no base cupboard next to it
- Height 430 mm



	Depth 710 mm			
Length	Art. No.	Product code	Number of plastic containers	Price EUR
400 mm	803960	UHMA043	3 pcs. 13,2 litres each (892278)	

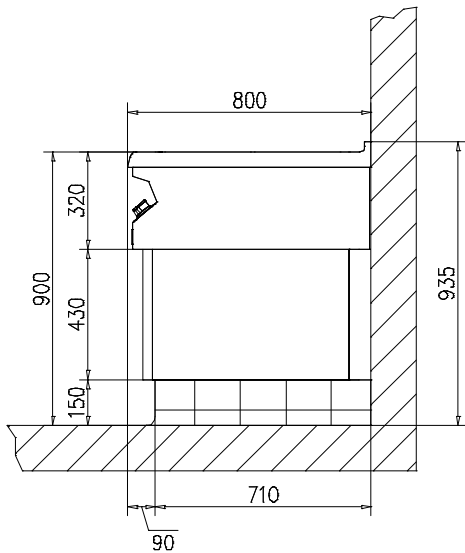
Base cabinet Hygiene for Vario Pan UHVB

- Base cabinet as self-supporting structure
- Closed on three sides, with even side panels and even bottom
- In the base cabinet GN 1/1 insert for drainage for the Vario Pan
- On top drainage for Vario Pan
- Hygienic version H2, bottom and side panels welded, seamless, radius R19, attached cover
- End of side panels double-walled when there is no base cupboard next to it
- Height 430 mm

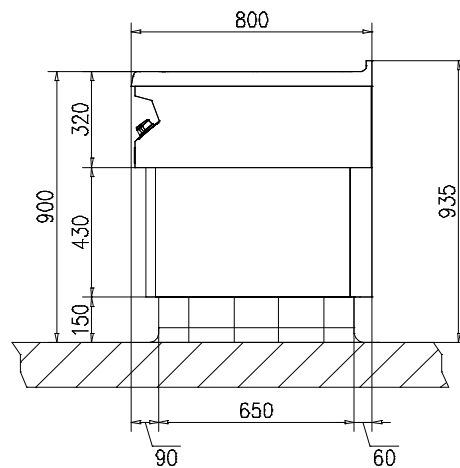


	Depth 710 mm			
Length	Art. No.	Product code	For Vario Pan	Price EUR
400 mm	803987	UHVB043	400	
600 mm	803995	UHVB063	600	
800 mm	804010	UHVB083	800	
1000 mm	804029	UHVB10346	400 (on the left) and 600 (on the right)	
1000 mm	804037	UHVB10364	400 (on the right) and 600 (on the left)	

Wall assembly	Room assembly
----------------------	----------------------

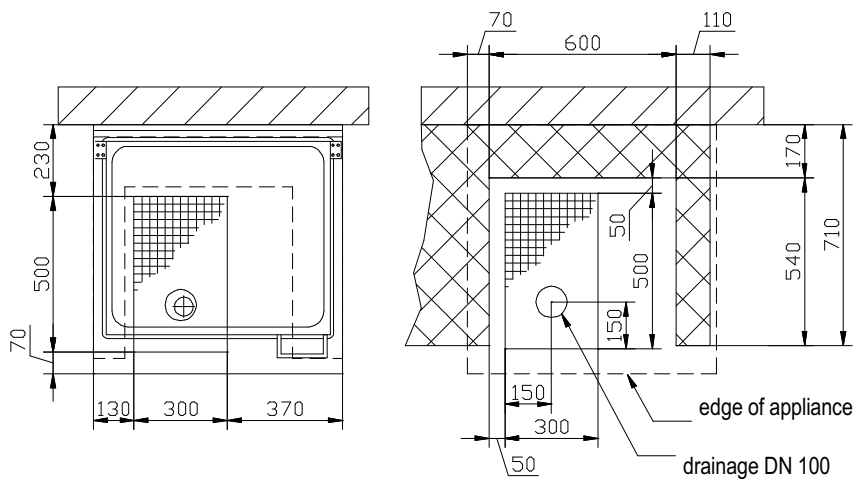


with ZMWR1 - rear panel as standard

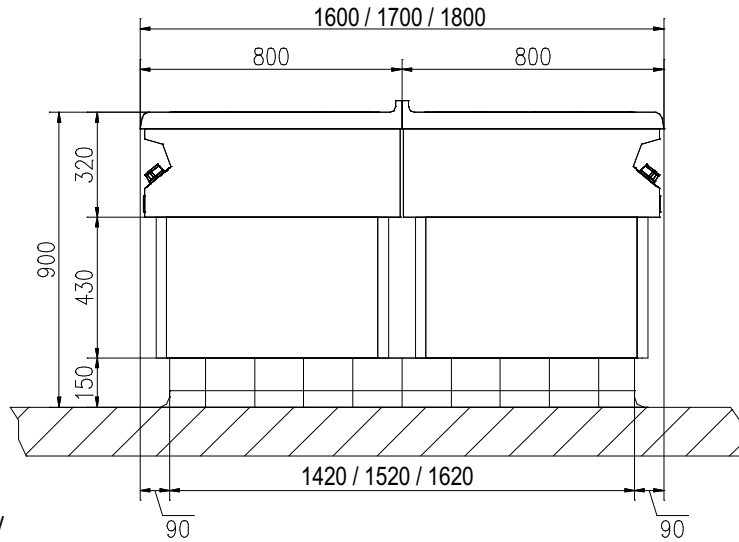


Foot or plinth assembly

Measurement base and drainage channel Vario Pan Plus

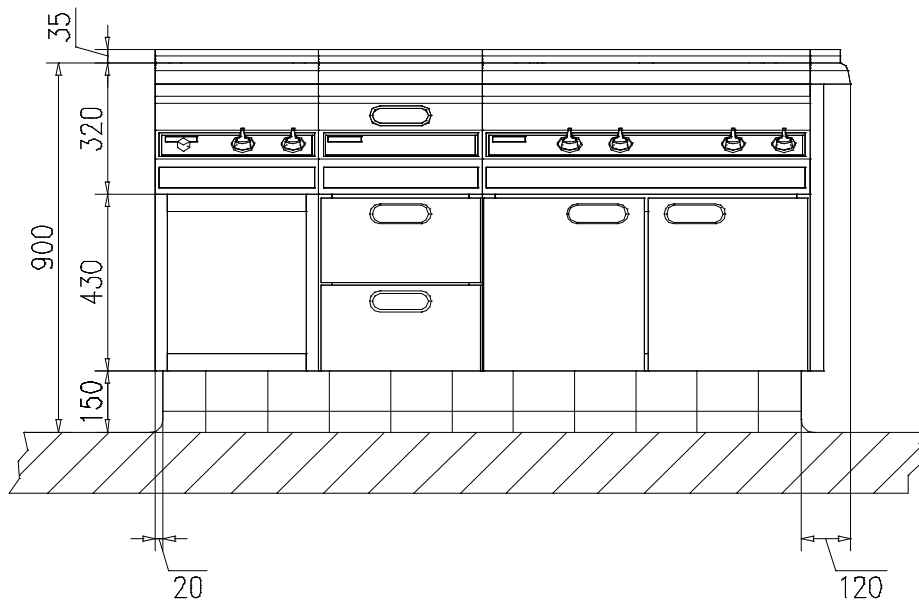


Stated dimensions block assembly



Foot or plinth assembly

General dimensions



Electric



Designation	Art. No.	Topline D Art. No.	Length	kW	Heat emission kW		Steam emission
					direct	latent	
Single-Pan Deep Fat Fryer	649554	—	400 mm	8,0	0,72	5,60	8,24 kg/h
	879987	—					
	880006	—					
	880152	—					
	884861	—					
	884862	—					
	880007	—					
	880153	—					
	880008	—					
880154	—						
Dual-Pan Deep Fat Fryer	649562	—	600 mm	2x 8,0	1,44	11,20	16,48 kg/h
	879965	—					
	880009	—					
	880158	—					
	884851	—					
	884852	—					
	880010	—					
	880160	—					
	880011	—					
	880161	—					
Chip Scuttle GN 1/1	659002	889585	400 mm	0,6	0,08	0,12	
Bain Marie GN 1/1	667412	889528	400 mm	2,0	0,25	0,40	0,59 kg/h
	140902	889529					
	879896	889530					
	879897	889531					
Bain Marie GN 2/1	684848	889532	800 mm	4,0	0,50	0,80	1,18 kg/h
	832995	889533					
	879898	889534					
	879899	889535					
Vario Cooker GN 1/1	503010	889565	400 mm	7,0	0,86	1,40	2,06 kg/h
	517887	889566					
	730610	889567					
	730629	889568					
with electric heater	657735	889569	400 mm	7,6	0,95	1,52	2,23 kg/h

Designation	Art. No.	Topline D Art. No.	Length	kW	Heat emission kW		Steam emission
					direct	latent	
Pasta Cooker GN 1/1	949590	889599	400 mm	7,0	0,86	1,40	2,06 kg/h
	949604	889600					
	953504	889601	600 mm	7,0	0,86	1,40	2,06 kg/h
	953512	889602					
Vario Pan 400	502650	889277	400 mm	4,8	1,27	1,54	2,26 kg/h
Vario Pan 600	502707	889279	600 mm	7,0	1,85	2,24	3,29 kg/h
Vario Pan CC Vario Pan SC	879316	889281	800 mm	10,5	2,77	3,36	4,93 kg/h
	880123	889282					
Vario Grill Pan	725315	889283	600 mm	10,0	3,30	4,00	5,88 kg/h
Vario Pan M	811084	889284	600 mm	10,0	2,64	3,20	4,70 kg/h
Vario Pan Plus	144819	–	800 mm	13,5	3,56	4,32	6,35 kg/h
Griddle Plate 400	879641	889286	400 mm	4,8	1,58	2,68	2,26 kg/h
Griddle Plate 600	879642	889287	600 mm	7,0	2,31	3,92	4,11 kg/h
Kettle	880980	–	800 mm	18,6	0,65	3,72	5,47 kg/h
Ceramic Range 1	733105	889604	400 mm	7,0	1,40	0,56	0,83 kg/h
Ceramic Range 2	733113	889605	800 mm	2x 7,0	2,80	1,12	1,65 kg/h
Vario Range 1	687200	889606	600 mm	7,0	1,40	0,56	0,83 kg/h
	703095	889608					
Vario Range 2	690600	889609	800 mm	2x 7,0	2,80	1,12	1,65 kg/h
	703109	889611					
Steak Grill 400	883931	889222	400 mm	3,6	1,19	1,44	2,12 kg/h
	883015	889245					
Steak Grill 600	883932	889248	600 mm	5,0	1,68	2,04	3,00 kg/h
	883016	889273					
Steak Grill 800	888577	889274	800 mm	8,3	2,82	3,40	5,04 kg/h
	888583	889276					
Induction Pan	876514	889612	600 mm	8,0	1,85	2,24	3,29 kg/h
Induction Wok	877554	889613	400 mm	5,0	0,20	0,08	0,12 kg/h
Induction Range 1	877553	889416	400 mm	10,0	0,70	0,28	0,41 kg/h
Induction Range 2	877556	889433	400 mm	2x 7,0	0,98	0,39	0,58 kg/h
Induction Range 3	877558	889439	800 mm	2x 10,0	1,40	0,56	0,83 kg/h
Induction Range 4	877560	889523	800 mm	10,0+14,0	1,68	0,67	0,99 kg/h
Induction Range 4F	887796	889638	800 mm	2x 14,0	1,96	0,79	1,40 kg/h
Induction Range 5	877561	889616	800 mm	10,0	0,70	0,28	0,41 kg/h
Electric Baking Oven GN 1 1/2	638625	–	800 mm	4,6	1,61	0,74	1,08 kg/h

Gas



Designation	Art. No.	Length	kW	Heat emission kW		Steam emission
				direct	latent	
Vario Gas Pan	836699	600 mm	10,0	3,50	4,00	5,88 kg/h
Vario Gas Grill Pan	884500	600 mm	10,0	3,50	4,00	5,88 kg/h
Gas Grill 600	889193	600 mm	10,3	3,61	4,12	6,06 kg/h
Gas Grill 800	889194	800 mm	15,4	5,42	6,18	9,09 kg/h
Gas Lava Stone Grill 600	889011	600 mm	10,3	3,61	4,12	6,06 kg/h
Gas Lava Stone Grill 800	889085	800 mm	15,4	5,42	6,18	9,09 kg/h
Gas Hot Plate	836788	800 mm	12,0	3,84	1,56	2,29 kg/h
2-Burner Gas Range	800163	400 mm	12,0	3,00	1,20	1,76 kg/h
4-Burner Gas Range	800171	800 mm	24,0	6,00	2,40	3,53 kg/h

	Page
PALUX Topline / Ecoline base units	7
Topline / Ecoline Standard base units - system code	7
Topline / Ecoline Hygiene base units - system code	8
Base unit completely open ELUOF	9
Base unit completely open ELUOF-B	10
Base unit open with floor ELUOB	11
Base unit closed on three sides ELUOS	12
Base unit closed on three sides ELUOS	13
Base unit with sliding doors TLUSE/TLUSD	14
Base unit with hinged doors TLUFT	15
Base unit with drawers TLUSB	16
Base unit with GN-supports ELUGN	17
Base unit with GN-supports, cutout and lid ELUGN-A	17
Base unit with BN-supports ELUBN	18
Base unit with BN-supports, cutout and lid ELUBN-A	18
Base unit as installation compartment with hinged door TLUIF	19
Base unit as heated cabinet with sliding doors TLUWT	19
Base unit as heated cabinet with hinged doors TLUWF	20
Base unit as heated cabinet with drawers TLUWS	20
Base unit as plate rack unit ELUGK	21
Base unit as garbage drawer TLUMA	21
Base unit as garbage drawer with sink blanking panel TLUMB	22
Base unit as sink base unit TLUBO	23
Base unit as sink base unit with sliding doors TLUBS	23
Base unit as sink base unit with hinged doors TLUBF	24

	Page
PALUX Toplinerefrigeration and deep freezing	25
Topline refrigeration and deep freezing - system code	25
Product description refrigeration elements	27
Product description deep freezing elements	31
Refrigeration element 1-door with refrigerating machine TKMR-1	33
Refrigeration element 2-doors with refrigerating machine TKML-2 / TKMR-2	33
Refrigeration element 3-doors with refrigerating machine TKML-3 / TKMR-3	34
Refrigeration element 4-doors with refrigerating machine TKMR-4	34
Refrigeration element 1-door with installation cabinet TKIR-1	35
Refrigeration element 2-doors with installation cabinet TKIL-2 / TKIR-2	35
Refrigeration element 3-doors with installation cabinet TKIL-3 / TKIR-3	36
Refrigeration element 4-doors with installation cabinet TKIR-4	36
Refrigeration element 2-doors with refrigerating machine and saladette cut-out TKML-2S / TKMR-2S	37
Refrigeration element 3-doors with refrigerating machine and saladette cut-out TKML-3S / TKMR-3S	38
Refrigeration element 4-doors with refrigerating machine and saladette cut-out TKMR-4S	39
Refrigeration element 2-doors with installation cabinet and saladette cut-out TKIL-2S / TKIR-2S	39
Refrigeration element 3-doors with installation cabinet and saladette cut-out TKIL-3S / TKIR-3S	40
Refrigeration element 4-doors with installation cabinet and saladette cut-out TKIR-4S	41
Deep freezing element 1-door with refrigerating machine TTMR-1	42
Deep freezing element 2-doors with refrigerating machine TTML-2 / TTMR-2	42
Deep freezing element 1-door with installation cabinet TTIR-1	43
Refrigeration element 2-doors with installation cabinet TTIL-2 / TTIR-2	43
Refrigeration element basic carcass with refrigerating machine left (L) or right (R) side	44
Refrigeration element basic carcass with installation cabinet left (L) or right (R) side	44
Surcharge configuration of refrigeration element basic carcass	44
Surcharge Saladette cut-out of refrigeration element on basic carcass	45
Design variants and additional features for refrigeration and deep freezing elements	45
Minor price folding lid /sliding lid	45
PALUX Topline AP worktops	46
Topline AP worktops - system code	46
Worktop AP01	47
Worktop AP02	47
Worktop AP12	47
Worktop surround AP01/ device connection	48
Worktop surround AP02	49

	Page
PALUX Topline AN worktops	50
Topline AN worktops - system code	50
PALUX Topline AN worktop - calculation schematic	52
Worktop AN01	54
Worktop AN02	55
Worktop AN03	56
Worktop AN04	56
Worktop AN05	57
Worktop AN06	57
Worktop AN07	58
Worktop AN08	58
Worktop AN09	59
Worktop AN10	59
Worktop module ANWA	59
Worktop module ANBE	60
Worktop module ANBW	60
Worktop module ANSB	61
Worktop module ANHM	61
Worktop module ANAS	61
Worktop module ANSA	62
Worktop module ANPA	62
Surcharge for worktop surround	63
PALUX Topline GSP worktops AGN	64
Topline GSP worktop AGN - system code	64
GSP worktop AGN1	65
GSP worktop AGN2	65
GSP worktop AGN3	65

	Page
PALUX wall units	66
Topline wall units - system code	66
Wall unit OEOS	67
Wall unit OEST / ODST	67
Wall unit TLOWB, TLOWH	68
Wall unit TLOWB-B, TLOWH-B	68
Kit column for heating bridge	68
Wall units PSOKB / PSOKB-B	69
Wall units ODBK	69
Wall units OEBD / ODBD	70
Wall unit accessories	70
Accessories - Installation and fastening variants for base units and worktops	71
Feet / castors on cross member for base units ELU and TLU	71
Wall bracket / hinged bracket	73
Pair of feet	73
Support angle	73
Plinth panel	73
Rear panel cladding for attachment in rear folding up	74
Wall connection profile	74
Accessories - Design variants & accessories for base units	75
Rear panel	75
Box constructed drawer	75
Sliding door / drawer / hinged door lockable	75
Side wall surround	76
Storage shelf for base units ELU / TLU	76
Mains sockets	77
Flap shelf & swing door	77
Cover plate H2 for Hygiene furniture EH and TH	77

	Page
Accessories - Front-, corner- and side covers	78
Front cover for base units	78
Corner cover for base units	79
Side cover base unit - wall	79
Side cover block assembly	79
Side wall for single-line - 32 mm	80
Side wall block assembly - 32 mm	80
Side wall for single-line - wall installation	81
Side wall for single line - free installation in the room	81
Side wall block assembly	81
Accessoires - Fittings for worktops	82
Installation cutout	82
Dip container	82
Waste & cutlery deposit chute	82
Special depth	82
Accessoires - Design variants and accessories for wall units	83
Column for wall unit	83
Ceiling suspension	83
Spice chute	83
Support angle & angle bracket	83
PALUX Topline Stated dimensions	84
PALUX Topline refrigeration and freezing dimensions	86
PALUX Topline Heat emissions	87

All indicated prices are net prices, are valid for a delivery within 6 weeks after placement of the order and advanced payment. If delivery has to be made later than 6 weeks after placement of the order, the prices will be adjusted according to the then valid price-list. All prices are per item. Our terms of delivery are: EXW Bad Mergentheim (according to Incoterms 2010), packaging for land transport included, excluding VAT. The prices mentioned in this price-list do not include installation of the appliances. Subject to changes in power, dimensions and construction.

PALUX Topline / Ecoline base units

Topline / Ecoline Standard base units - system code

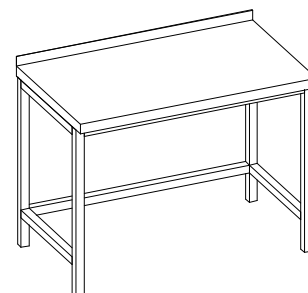
Type			Function		Length		Carcass		Version	
1	2	3	4	5	6	7	8	9	10	11
TLU = Topline Standard base unit			OF= Open on four sides		03=300 mm		<u>Depth</u>		B=	Base welded with
			OF-B= Open on four sides with floor		04= 400 mm		34= 340 mm			ELUOF
			OB= Open on two sides with floor		05= 500 mm		44= 440 mm			
			OS= Open cupboard		06= 600 mm		54= 540 mm		A=	Rear panel cut-out and
			SE= Sliding doors, one side		07= 700 mm		64= 640 mm			removable lid
			SD= Sliding doors, two sides		08= 800 mm		74= 740 mm			
			FT= Hinged door		09= 900 mm				B=	Door hinge
			SB= Drawer unit		10= 1000 mm					
			GN / GN-A= GN-supports		11= 1100 mm					<u>on both sides</u>
			BN / BN-A= BN-supports		12= 1200 mm				L=	Door hinge left
		IF= Installation compartment with hinged door		14= 1400 mm				R=	Door hinge right	
		WT= Heated cabinet sliding door		18= 1800 mm					<u>Drawer combinations</u>	
		WF= Heated cabinet hinged door		20= 2000 mm				2=	2 drawers	
		WS= Heated cabinet drawers		22=2200 mm					Depth 150/150 mm	
		GK= Dish rack unit		24=2400 mm						
		MA= Garbage drawer		26=2600 mm				3=	3 drawers	
		MB= Garbage drawer and sink blanking panel		28=2800 mm					Depth 150/150/150 mm	
		BO= Sink base unit open						4=	4 drawers	
		BS= Sink base unit with sliding door							Depth 40/100/150/150 mm	
		BF= Sink base unit with hinged door								

Topline / Ecoline Hygiene base units - system code

Type		Function		Length		Carcass	Version
1	2	3	4	5	6	7	8
TH =Topline Hygiene base unit EH =Ecoline Hygiene base unit		OB = Open with floor		04 = 400 mm		<u>Depth</u>	D = Door hinge
		OS = Open cupboard		05 = 500 mm		1 = 545 mm	
		ST = Sliding door		06 = 600 mm		2 = 640 mm	<u>both sides</u>
		FT = Hinged door		07 = 700 mm			L = Door hinge left
		SB = Drawer unit		08 = 800 mm			R = Door hinge right
		GN = GN-supports		10 = 1000 mm			
		GK = Dish rack unit		12 = 1200 mm			<u>Drawer combination</u>
	MA = Garbage drawer		14 = 1400 mm			3 = 3 drawers	
	BF = Sink base unit hinged door		16 = 1600 mm				Depth 150/150/150 mm

Base unit completely open ELUOF

- Open base as frame
- Torsionally stiff three-sided strutting
- Front completely open
- Installed on height-adjustable feet (Standard)
- Fully in chromium nickel steel 1.4301
- Height 850 mm (excluding worktop)



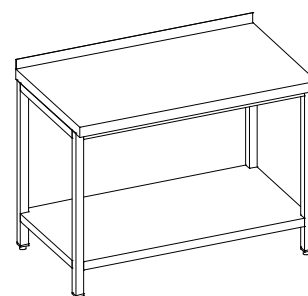
Depth 540 mm - Standard			
Length	Art. No.	System code	Price EUR
600 mm	390698	ELUOF0654	
800 mm	390699	ELUOF0854	
1000 mm	390700	ELUOF1054	
1200 mm	390701	ELUOF1254	
1400 mm	390702	ELUOF1454	
1600 mm	390703	ELUOF1654	
1800 mm	390705	ELUOF1854	
2000 mm	390707	ELUOF2054	
2200 mm	390708	ELUOF2254	
2400 mm	390709	ELUOF2454	
2600 mm	390710	ELUOF2654	
2800 mm	390711	ELUOF2854	

Depth 640 mm - Standard			
Length	Art. No.	System code	Price EUR
600 mm	390713	ELUOF0664	
800 mm	390714	ELUOF0864	
1000 mm	390715	ELUOF1064	
1200 mm	390716	ELUOF1264	
1400 mm	390717	ELUOF1464	
1600 mm	390718	ELUOF1664	
1800 mm	390719	ELUOF1864	
2000 mm	390721	ELUOF2064	
2200 mm	390722	ELUOF2264	
2400 mm	390723	ELUOF2464	
2600 mm	390724	ELUOF2664	
2800 mm	390725	ELUOF2864	

Prices exclude worktops.

Base unit completely open ELUOF-B

- Open base as frame
- Torsionally stiff three-sided strutting
- Welded floor shelf
- Installed on height-adjustable feet (Standard)
- Fully in chromium nickel steel 1.4301
- Height 850 mm (excluding worktop)



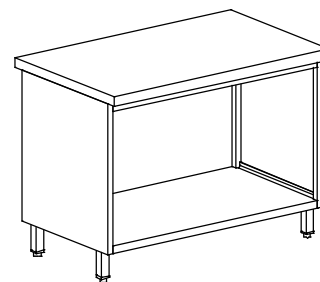
Depth 540 mm - Standard			
Length	Art. No.	System code	Price EUR
600 mm	391609	ELUOF0654B	
800 mm	391610	ELUOF0854B	
1000 mm	391612	ELUOF1054B	
1200 mm	391613	ELUOF1254B	
1400 mm	391614	ELUOF1454B	
1600 mm	391615	ELUOF1654B	
1800 mm	391616	ELUOF1854B	
2000 mm	391617	ELUOF2054B	
2200 mm	391618	ELUOF2254B	
2400 mm	391619	ELUOF2454B	
2600 mm	391620	ELUOF2654B	
2800 mm	391621	ELUOF2854B	

Depth 640 mm - Standard			
Length	Art. No.	System code	Price EUR
600 mm	391622	ELUOF0664B	
800 mm	391623	ELUOF0864B	
1000 mm	391624	ELUOF1064B	
1200 mm	391625	ELUOF1264B	
1400 mm	391626	ELUOF1464B	
1600 mm	391627	ELUOF1664B	
1800 mm	391628	ELUOF1864B	
2000 mm	391629	ELUOF2064B	
2200 mm	391630	ELUOF2264B	
2400 mm	391631	ELUOF2464B	
2600 mm	391632	ELUOF2664B	
2800 mm	391633	ELUOF2864B	

Prices exclude worktops.

Base unit open with floor ELUOB

- Base unit as self-supporting structure
- Open on two sides
- Smooth side walls and floor shelf
- Smooth surface inside and out
- Device for a storage shelf, 3-way height adjustable
- Hygienic easy-clean floor shelf, floor on three sides 25 mm folding up with radius 10 mm
- Fully in chromium nickel steel 1.4301
- Height 700 mm (excluding feet / worktop)



	Depth 540 mm - Standard			Depth 545 mm - Hygiene		
Length	Art. No.	System code	Price EUR	Art. No.	System code	Price EUR
400 mm	390180	ELUOB0454		924555	EHOB041D	
500 mm	390181	ELUOB0554				
600 mm	390182	ELUOB0654		924563	EHOB061D	
700 mm	390183	ELUOB0754				
800 mm	390184	ELUOB0854		924571	EHOB081D	
900 mm	390185	ELUOB0954				
1000 mm	390187	ELUOB1054		924598	EHOB101D	
1100 mm	390188	ELUOB1154				
1200 mm	390189	ELUOB1254		924601	EHOB121D	
1400 mm	390190	ELUOB1454		924628	EHOB141D	
1600 mm	390191	ELUOB1654		924636	EHOB161D	
1800 mm	390192	ELUOB1854				
2000 mm	390193	ELUOB2054				

	Depth 640 mm - Standard			Depth 640 mm - Hygiene		
Length	Art. No.	System code	Price EUR	Art. No.	System code	Price EUR
400 mm	390195	ELUOB0464		924644	EHOB042D	
500 mm	390196	ELUOB0564				
600 mm	390197	ELUOB0664		924652	EHOB062D	
700 mm	390198	ELUOB0764				
800 mm	390199	ELUOB0864		924660	EHOB082D	
900 mm	390200	ELUOB0964				
1000 mm	390201	ELUOB1064		924679	EHOB102D	
1100 mm	390202	ELUOB1164				
1200 mm	390203	ELUOB1264		924687	EHOB122D	
1400 mm	390204	ELUOB1464		924695	EHOB142D	
1600 mm	390205	ELUOB1664		924709	EHOB162D	
1800 mm	390206	ELUOB1864				
2000 mm	390207	ELUOB2064				

☞ Storage shelf:

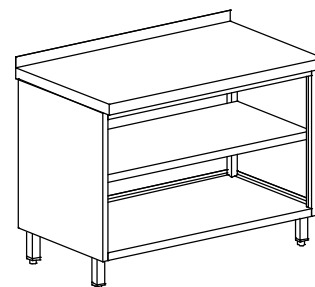
See page 84 / Accessories - Design variants & accessories for base units.

☞ From a base unit length of 1800 mm, with installation of feet a further foot / castor crossbeam must be included.

Prices exclude feet and worktops.

Base unit closed on three sides ELUOS

- Base unit as self-supporting structure
- Closed on three sides, open at the front
- Hygienic easy-clean floor shelf, floor on three sides and rear 25 mm folding up with radius 10 mm
- Device for a storage shelf, 3-way height adjustable
- Smooth shelf and compartment
- Smooth surface inside and out
- Fully in chromium nickel steel 1.4301
- Height 700 mm (excluding feet / worktop)



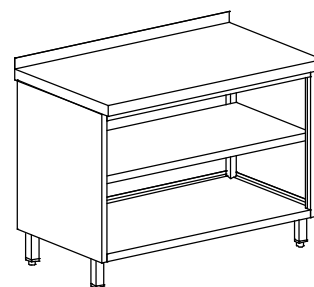
Depth 340 mm - Standard			
Length	Art. No.	System code	Price EUR
300 mm	390078	ELUOS0334	
400 mm	390079	ELUOS0434	
500 mm	390080	ELUOS0534	
600 mm	390081	ELUOS0634	
700 mm	390082	ELUOS0734	
800 mm	390083	ELUOS0834	
900 mm	390084	ELUOS0934	
1000 mm	390085	ELUOS1034	
1100 mm	390086	ELUOS1134	
1200 mm	390087	ELUOS1234	
1400 mm	390088	ELUOS1434	
1600 mm	390090	ELUOS1634	
1800 mm	390091	ELUOS1834	
2000 mm	390092	ELUOS2034	

Depth 440 mm - Standard			
Length	Art. No.	System code	Price EUR
300 mm	390093	ELUOS0344	
400 mm	390094	ELUOS0444	
500 mm	390095	ELUOS0544	
600 mm	390096	ELUOS0644	
700 mm	390098	ELUOS0744	
800 mm	390099	ELUOS0844	
900 mm	390101	ELUOS0944	
1000 mm	390102	ELUOS1044	
1100 mm	390103	ELUOS1144	
1200 mm	390104	ELUOS1244	
1400 mm	390105	ELUOS1444	
1600 mm	390106	ELUOS1644	
1800 mm	390107	ELUOS1844	
2000 mm	390108	ELUOS2044	

☞ From a base unit length of 1800 mm, with installation of feet a further foot / castor crossbeam must be included. Prices exclude feet and worktops.

Base unit closed on three sides ELUOS

- Base unit as self-supporting structure
- Closed on three sides, open at the front
- Hygienic easy-clean floor shelf, floor on three sides and rear 25 mm folding up with radius 10 mm
- Device for a storage shelf, 3-way height adjustable
- Smooth shelf and compartment
- Smooth surface inside and out
- Fully in chromium nickel steel 1.4301
- Height 700 mm (excluding feet / worktop)



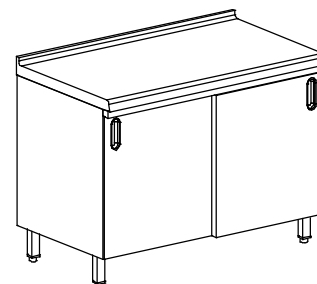
	Depth 540 mm - Standard			Depth 545 mm - Hygiene		
Length	Art. No.	System code	Price EUR	Art. No.	System Code	Price EUR
300 mm	390109	ELUOS0354		892113	EHOS031	
400 mm	390110	ELUOS0454		924199	EHOS041	
500 mm	390111	ELUOS0554		892115	EHOS051	
600 mm	390112	ELUOS0654		924202	EHOS061	
700 mm	390113	ELUOS0754		892116	EHOS071	
800 mm	390114	ELUOS0854		924210	EHOS081	
900 mm	390115	ELUOS0954		892117	EHOS091	
1000 mm	390116	ELUOS1054		924229	EHOS101	
1100 mm	390117	ELUOS1154		892121	EHOS111	
1200 mm	390118	ELUOS1254		924237	EHOS121	
1400 mm	390120	ELUOS1454		924245	EHOS141	
1600 mm	390121	ELUOS1654		924253	EHOS161	
1800 mm	390122	ELUOS1854				
2000 mm	390123	ELUOS2054				

	Depth 640 mm - Standard			Depth 640 mm - Hygiene		
Length	Art. No.	System code	Price EUR	Art. No.	System Code	Price EUR
300 mm	390016	ELUOS0364		892123	EHOS032	
400 mm	390001	ELUOS0464		812137	EHOS042	
500 mm	390002	ELUOS0564		924164	EHOS052	
600 mm	390004	ELUOS0664		812145	EHOS062	
700 mm	390005	ELUOS0764		924172	EHOS072	
800 mm	390006	ELUOS0864		812153	EHOS082	
900 mm	390007	ELUOS0964		892124	EHOS092	
1000 mm	390008	ELUOS1064		812161	EHOS102	
1100 mm	390009	ELUOS1164		892125	EHOS112	
1200 mm	390010	ELUOS1264		812188	EHOS122	
1400 mm	390012	ELUOS1464		924180	EHOS142	
1600 mm	390013	ELUOS1664		812196	EHOS162	
1800 mm	390014	ELUOS1864				
2000 mm	390015	ELUOS2064				

☞ From a base unit length of 1800 mm, with installation of feet a further foot / castor crossbeam must be included. Prices exclude feet and worktops.

Base unit with sliding doors TLUSE/TLUSD


- Base unit as self-supporting structure
- Closed on four sides, front (and rear with TLUSD) double-walled sliding doors
- Door hinged at top, running on ball bearings, bottom hidden profile guiding.
- Integrated easy-clean grip recess
- Hygienic easy-clean floor shelf, floor on three sides and rear 25 mm folding up with radius 10 mm
- Device for a storage shelf, 3-way height adjustable
- Easy-clean storage shelf
- Smooth surface inside and out
- Fully in chromium nickel steel 1.4301
- Height 700 mm (excluding feet / worktop)



Depth 640 mm - Standard - single-sided				Depth 640 mm - Hygiene - single-sided		
Length	Art. No.	System code	Price EUR	Art. No.	System code	Price EUR
1200 mm	390233	TLUSE1264		812285	THST122	

Depth 640 mm - Standard - double-sided				Depth 640 mm - Hygiene - double-sided		
Length	Art. No.	System code	Price EUR	Art. No.	System code	Price EUR
1200 mm	390266	TLUSD1264		812293	THST122D	

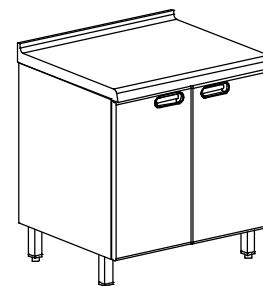
Depth 740 mm - Standard - double-sided			
Length	Art. No.	System code	Price EUR
1200 mm	390273	TLUSD1274	

 **Sliding door lockable**

See page 83 / Accessories - Design variants & accessories for base units.
Prices exclude feet and worktops.

Base unit with hinged doors TLUFT

- Base unit as self-supporting structure
- Closed on four sides, double-walled hinged doors at front
- Door with magnetic door latch. Radius surround top and bottom.
- Integrated easy-clean grip recess
- Hygienic easy-clean floor shelf, floor on three sides and rear 25 mm folding up with radius 10 mm
- Easy-clean storage shelf, 3-way height adjustable
- Smooth surface inside and out
- Length 400-600 mm: 1 hinged door
Length 800 mm: 2 hinged doors
- Fully in chromium nickel steel 1.4301
- Height 700 mm (excluding feet / worktop)



	Depth 540 mm - Standard			Depth 540 mm - Hygiene		
Length	Art. No.	System code	Price EUR	Art. No.	System code	Price EUR
400 mm	390314	TLUFT0454L		940259	THFT041L	
400 mm	390315	TLUFT0454R		940267	THFT041R	
600 mm	390320	TLUFT0654L		940283	THFT061L	
600 mm	390322	TLUFT0654R		940291	THFT061R	
800 mm	390325	TLUFT0854		940305	THFT081	


	Depth 640 mm - Standard			Depth 640 mm - Hygiene		
Length	Art. No.	System code	Price EUR	Art. No.	System code	Price EUR
400 mm	390330	TLUFT0464L		812234	THFT042L	
400 mm	390331	TLUFT0464R		812250	THFT042R	
600 mm	390336	TLUFT0664L		812242	THFT062L	
600 mm	390337	TLUFT0664R		812269	THFT062R	
800 mm	390340	TLUFT0864		812277	THFT082	

🔒 Hinged door lockable

See page 83 / Accessories- Design variants & accessories for base units.
Prices exclude feet and worktops.

Base unit with drawers TLUSB

- Base unit as self-supporting structure
- With removable drawers. Radius surround top and bottom.
- Box constructed drawer with ball bearing mounted stainless steel full pull-out
- Integrated easy-clean grip recess
- Radius configuration inside, front and rear
- Interior dimensions of drawers: (LxW) 302 x 507 mm
- Every drawer with full pull-out, exception:
drawer for knife (40 mm deep) with partial pull-out
- 4 drawers: Depth 40/100/150/150 mm incl. 1 knife holder
3 drawers: Depth 150/150/150 mm
2 drawers: Depth 150/200 mm
- 200 mm wide as special bottle and spice drawer
- Smooth surface inside and out
- Fully in chromium nickel steel 1.4301
- Height 700 mm (excluding feet / worktop)



	Depth 540 mm - Standard			Depth 545 mm - Hygiene		
Length	Art. No.	System code	Price EUR	Art. No.	System code	Price EUR
400 mm	390373	TLUSB04542				
400 mm	390375	TLUSB04543		940372	THSB0413	
400 mm	390377	TLUSB04544				
600 mm	390379	TLUSB06542				
600 mm	390382	TLUSB06543				
600 mm	390383	TLUSB06544				

	Depth 640 mm - Standard			Depth 640 mm - Hygiene		
Length	Art. No.	System code	Price EUR	Art. No.	System code	Price EUR
200 mm	391438	TLUSB02642				
400 mm	390387	TLUSB04642		812382	THSB0422	
400 mm	390389	TLUSB04643		812366	THSB0423	
400 mm	390391	TLUSB04644		812331	THSB0424	
600 mm	390393	TLUSB06642		812390	THSB0622	
600 mm	390395	TLUSB06643		812374	THSB0623	
600 mm	390397	TLUSB06644		812358	THSB0624	

☞ Surcharge for soft closure (not possible at hygiene base units):

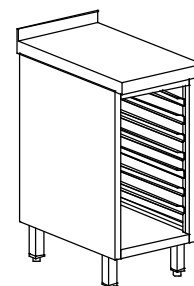
See page 83 / Accessories - Design variants & accessories for base units

☞ Drawer lockable:

See page 83 / Accessories - Design variants & accessories for base units
Prices exclude feet and worktops.

Base unit with GN-supports ELUGN

- Base unit as self-supporting structure, exclusively for installation "**free-standing in the room**"
- Closed on three sides, open at the front for insertion of GN-containers and trays sized GN 1/1 or GN 2/1 (length 600 mm)
- 7 pairs of support angles incl. tip prevention
- Support angle spacing 75 mm
- Length 600 mm for GN 1/1 or GN 2/1
- Smooth surface inside and out
- Fully in chromium nickel steel 1.4301
- Height 700 mm (excluding feet / worktop)



	Depth 340 mm - Standard			Depth 440 mm - Standard		
Length	Art. No.	System code	Price EUR	Art. No.	System code	Price EUR
600 mm	391556	ELUGN0634		391558	ELUGN0644	

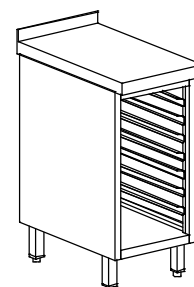
	Depth 540 mm - Standard			Depth 545 mm - Hygiene		
Length	Art. No.	System code	Price EUR	Art. No.	System code	Price EUR
400 mm	390469	ELUGN0454		924881	EHGN041	
600 mm	391555	ELUGN0654		892202	EHGN061	

	Depth 640 mm - Standard			Depth 640 mm - Hygiene		
Length	Art. No.	System code	Price EUR	Art. No.	System code	Price EUR
400 mm	390470	ELUGN0464		812420	EHGN042	
600 mm	390471	ELUGN0664		892204	EHGN062	

Prices exclude feet and worktops.

Base unit with GN-supports, cutout and lid ELUGN-A

- Base unit as self-supporting structure, exclusively for **wall/block assembly**
- Closed on three sides, open at the front for insertion of GN-containers and trays sized GN 1/1 or GN 2/1 (only length 600 mm)
- 7 pairs of support angles incl. tip prevention
- Support angle spacing 75 mm
- Length 600 mm for GN 1/1 or GN 2/1
- Rear panel with installation cutout and removable lid
- Smooth surface inside and out
- Fully in chromium nickel steel 1.4301
- Height 700 mm (excluding feet / worktop)

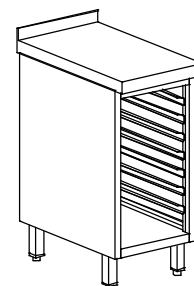


	Depth 540 mm - Standard			Depth 640 mm - Standard		
Length	Art. No.	System code	Price EUR	Art. No.	System code	Price EUR
400 mm	391439	ELUGN0454A		391440	ELUGN0464A	
600 mm	395795	ELUGN0654A		391442	ELUGN0664A	

Prices exclude feet and worktops.

Base unit with BN-supports ELUBN

- Base unit as self-supporting structure, exclusively for installation "**free-standing in the room**"
- Closed on three sides, open at the front for insertion of bakery standard baking sheets (400 x 600 mm)
- 7 pairs of support angles
- Support angle spacing 75 mm
- Smooth surface inside and out
- Fully in chromium nickel steel 1.4301
- Height 700 mm (excluding feet / worktop)

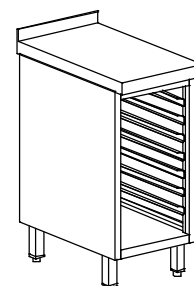


Depth 640 mm - Standard			
Length	Art. No.	System code	Price EUR
500 mm	391554	ELUBN0564	

Prices exclude feet and worktops.

Base unit with BN-supports, cutout and lid ELUBN-A

- Base unit as self-supporting structure, exclusively for **wall/block assembly**
- Closed on three sides, open at the front for insertion of bakery standard baking sheets (400 x 600 mm)
- 7 pairs of support angles
- Support angle spacing 75 mm
- Rear panel with installation cutout and removable lid
- Smooth surface inside and out
- Fully in chromium nickel steel 1.4301
- Height 700 mm (excluding feet / worktop)




Depth 640 mm - Standard			
Length	Art. No.	System code	Price EUR
500 mm	391553	ELUBN0564A	

Prices exclude feet and worktops.

Base unit as installation compartment with hinged door TLUIF

- Base unit as self-supporting structure
- Closed on four sides, double-walled hinged door with magnetic latch at the front
- Integrated easy-clean grip recess
- Rear panel open with floor cutout and removable partition
- Smooth surface inside and out
- Fully in chromium nickel steel 1.4301
- Height 700 mm (excluding feet / worktop)

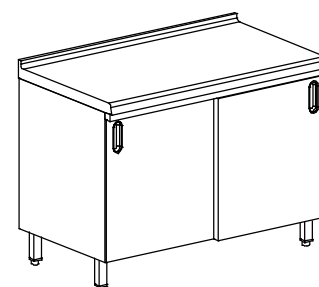


Depth 640 mm - Standard			
Length	Art. No.	System code	Price EUR
400 mm	390504	TLUIF0464L	
400 mm	390505	TLUIF0464R	
600 mm	390508	TLUIF0664L	
600 mm	390509	TLUIF0664R	

Prices exclude feet and worktops.

Base unit as heated cabinet with sliding doors TLUWT

- Base unit as self-supporting structure, insulated at the sides, top side and rear panel
- Circulating air heating up to 85°C, with thermostatic control
- Closed on four sides, front (and rear with TLUWT-B) double-walled, insulated sliding doors
- Door hinged at top, running on ball bearings, bottom hidden profile guiding.
- Integrated easy-clean grip recess
- Cupboard interior with perforated shelf and intermediate floor
- Storage shelf, 3-way height adjustable
- Installation cover on right, countersunk with control knob
- Smooth surface inside and out
- Fully in chromium nickel steel 1.4301
- Height 700 mm (excluding feet / worktop)



Depth 640 mm - Standard - single-sided					
Length	Art. No.	Interior Depth	kW	System code	Price EUR
1200 mm	390630	615 mm	1.55 / 230V 1 N	TLUWT1264	

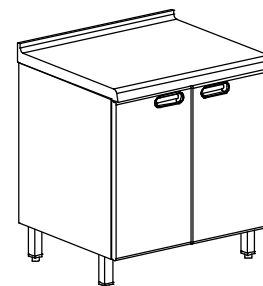
Depth 640 mm - Standard - double-sided					
Length	Art. No.	Interior Depth	kW	System code	Price EUR
1200 mm	390653	590 mm	1.55 / 230V 1 N	TLUWT1264B	

Depth 740 mm - Standard - double-sided					
Length	Art. No.	Interior Depth	kW	System code	Price EUR
1200 mm	390660	690 mm	1.55 / 230V 1 N	TLUWT1274B	

Prices exclude feet and worktops.

Base unit as heated cabinet with hinged doors TLUWF

- Base unit as self-supporting structure, insulated at the sides, top side and rear panel
- Circulating air heating up to 85°C, with thermostatic control
- Closed on four sides, front (and rear with TLUWF-B) double-walled, insulated hinged doors
- Hinged doors with magnetic door latch
- Integrated easy-clean grip recess
- Cupboard interior with perforated shelf and intermediate floor
- Device for a storage shelf, 3-way height adjustable
- Installation cover on right, countersunk with control knob
- Smooth surface inside and out
- Fully in chromium nickel steel 1.4301
- Height 700 mm (excluding feet / worktop)




Depth 640 - Standard - single-sided				
Length	Art. No.	kW	System code	Price EUR
800 mm	390680	1.55 / 230V 1 N	TLUWF0864	

Depth 640 mm Standard - double-sided				
Length	Art. No.	kW	System code	Price EUR
800 mm	390692	1.55 / 230V 1 N	TLUWF0864B	

Prices exclude feet and worktops.

Base unit as heated cabinet with drawers TLUWS

- Base unit as self-supporting structure, insulated at the sides, top side and rear panel
- Circulating air heating up to 85°C, with thermostatic control
- Closed on four sides, at front 3 perforated box constructed drawers with stainless steel full pull-out
- Integrated easy-clean grip recess
- Radius configuration inside, front and rear
- Drawer depth: 150/150/100 mm
- Installation cover on right, countersunk with control knob
- Smooth surface inside and out
- Fully in chromium nickel steel 1.4301
- Height 700 mm (excluding feet / worktop)

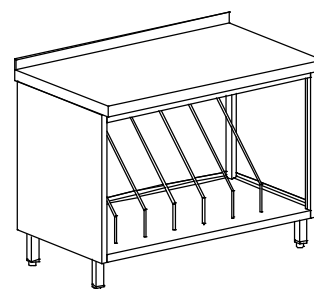


Depth 640 mm - Standard - single-sided				
Length	Art. No.	kW	System code	Price EUR
600 mm	390695	1.55 / 230V 1 N	TLUWS06643	

Prices exclude feet and worktops.

Base unit as plate rack unit ELUGK

- Base unit as self-supporting structure
- Closed on three sides, open at the front
- CNS bracket as guide for plate racks
- Length 600 mm = 3 racks
Length 800 mm = 5 racks
Length 1200 mm = 7 racks
- Smooth surface inside and out
- Fully in chromium nickel steel 1.4301
- Height 700 mm (excluding feet / worktop)




	Depth 640 mm - Standard			Depth 640 mm - Hygiene		
Length	Art. No.	System code	Price EUR	Art. No.	System code	Price EUR
600 mm	390514	ELUGK0664		812447	EHGK062	
800 mm	390515	ELUGK0864		812455	EHGK082	
1200 mm	390516	ELUGK1264		812463	EHGK122	

Prices exclude feet and worktops.

Base unit as garbage drawer TLUMA

- Base unit as self-supporting structure
- Closed on four sides
- Garbage drawer with stainless steel full pull-out (with length 600 mm: with heavy-duty full pull-out 120 kg)
- Integrated easy-clean grip recess
- Hygienic easy-clean floor shelf, floor on three sides and rear 25 mm folding up with radius 10 mm
- Length 400 mm = 1 plastic container (Art. No. 892515) with 40 litres capacity
Length 600 mm = 2 plastic containers (Art. No. 892515) each 40 litres capacity
- Smooth surface inside and out
- Fully in chromium nickel steel 1.4301
- Height 700 mm (excluding feet / worktop)




	Depth 540 mm - Standard			Depth 640 mm - Standard			Depth 640 mm - Hygiene		
Length	Length	System code	Price EUR	Art. No.	System code	Price EUR	Art. No.	System code	Price EUR
400 mm	390530	TLUMA0454		400 mm	390532	TLUMA0464	876428	THMA042	
				600 mm	390535	TLUMA0664	876429	THMA062	

Prices exclude feet and worktops.

Base unit as garbage drawer with sink blanking panel TLUMB

- Base unit as self-supporting structure
- Closed on four sides
- Garbage drawer with stainless steel full pull-out
- Sink blanking panel
- Radius surround top and bottom
- Integrated easy-clean grip recess
- Rear panel cutout with edge protection (not included at length 1200 mm)
- Hygienic easy-clean floor shelf, floor on three sides and rear 25 mm folding up with radius 10 mm
- Length 400 mm = 1 plastic container (Art. No. 892278) with 13.2 litres capacity
Length 600 mm = 2 plastic containers (Art. No. 892278) each 13.2 litres capacity
- Smooth surface inside and out
- Fully in chromium nickel steel 1.4301
- Height 700 mm (excluding feet / worktop)

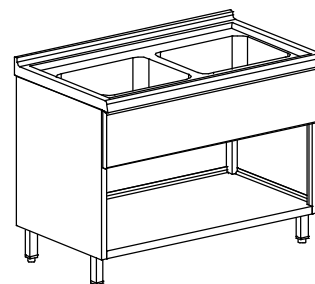


Depth 640 mm - Standard			
Length	Art. No.	System code	Price EUR
400 mm	390538	TLUMB0464	
600 mm	390540	TLUMB0664	

Prices exclude feet and worktops.

Base unit as sink base unit TLUBO

- Base unit as self-supporting structure
- Closed on three sides, open at the front with sink blanking panel
- Rear panel cutout with edge protection (not included at length 1200 mm)
- Hygienic easy-clean floor shelf, floor on three sides and rear 25 mm folding up with radius 10 mm
- Smooth surface inside and out
- Fully in chromium nickel steel 1.4301
- Height 700 mm (excluding feet / worktop)



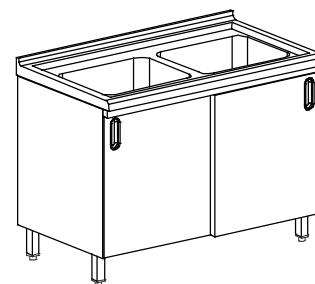
Depth 540 mm - Standard			
Length	Art. No.	System code	Price EUR
400 mm	390547	TLUBO0454	
600 mm	390551	TLUBO0654	
800 mm	390553	TLUBO0854	
1200 mm	390555	TLUBO1254	

Depth 640 mm - Standard			
Length	Art. No.	System code	Price EUR
400 mm	390557	TLUBO0464	
600 mm	390560	TLUBO0664	
800 mm	390562	TLUBO0864	
1200 mm	390564	TLUBO1264	

Prices exclude feet, worktops and sink.

Base unit as sink base unit with sliding doors TLUBS

- Base unit as self-supporting structure
- Closed on four sides, double-walled sliding doors at the front
- Doors hinged at top, running on ball bearings, bottom countersunk profile guiding. Radius surround top and bottom
- Integrated easy-clean grip recess
- Hygienic easy-clean floor shelf, floor on three sides and rear 25 mm folding up with radius 10 mm
- Smooth surface inside and out
- Fully in chromium nickel steel 1.4301
- Height 700 mm (excluding feet / worktop)



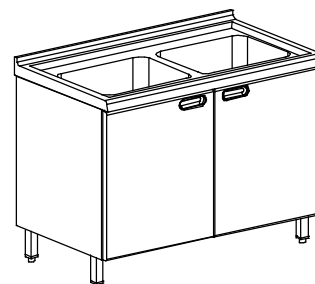
Depth 540 mm - Standard			
Length	Art. No.	System code	Price EUR
1200 mm	390594	TLUBS1254	

Depth 640 mm - Standard			
Length	Art. No.	System code	Price EUR
1200 mm	390596	TLUBS1264	

Prices exclude feet, worktops and sink.

Base unit as sink base unit with hinged doors TLUBF

- Base unit as self-supporting structure
- Closed on four sides, double-walled hinged doors at front
- Hinged door with magnetic door latch
- Integrated easy-clean grip recess
- Rear panel cutout with edge protection (not included at length 1200 mm)
- Hygienic easy-clean floor shelf, floor on three sides and rear 25 mm folding up with radius 10 mm
- Length 400-600 mm: 1 hinged door
Length 800 -1200 mm: 2 hinged doors
- Smooth surface inside and out
- Fully in chromium nickel steel 1.4301
- Height 700 mm (excluding feet / worktop)



	Depth 540 mm - Standard		
Length	Art. No.	System code	Price EUR
400 mm	390567	TLUBF0454R	
400 mm	390568	TLUBF0454L	
600 mm	390572	TLUBF0654R	
600 mm	390573	TLUBF0654L	
800 mm	390575	TLUBF0854	
1200 mm	390578	TLUBF1254	

	Depth 640 mm - Standard			Depth 640 mm - Hygiene		
Length	Art. No.	System code	Price EUR	Art. No.	System code	Price EUR
400 mm	390581	TLUBF0464R		812595	THBF042R	
400 mm	390582	TLUBF0464L		812609	THBF042L	
600 mm	390586	TLUBF0664R		812617	THBF062R	
600 mm	390587	TLUBF0664L		812625	THBF062L	
800 mm	390589	TLUBF0864		812633	THBF082	
1200 mm	390591	TLUBF1264		812641	THBF122	


Prices exclude feet, worktops and sink.

PALUX Toplinerefrigeration and deep freezing

Topline refrigeration and deep freezing - system code

Type		Function		Length		Version			
1	2	3	4	5	6	7	8	9	10
TK= Topline refrigeration element		MR= Refrigeration cabinet right side, execution with refrigerating machine (plug in)		1x GN 1/1 08= 784 mm 07= 684 mm		<u>Position of the hinged doors and number of drawers from left to right</u>			
TT= Topline deep freezing element		IR= Installation cabinet right side, connection: - for central cooling - with external refrigerating machine		2x GN 1/1 13= 1246 mm 12= 1146 mm		1=	folding door		
		ML= Refrigeration cabinet left side, execution with refrigerating machine (plug in)		3x GN 1/1 18= 1718 mm 17= 1618 mm		2=	2 drawers Depth 239 / 239 mm		
		IL= Installation cabinet left side, connection: - for central cooling - for external refrigerating machine		4x GN 1/1 22= 2190 mm 21= 2090 mm		3=	3 drawers Depth 110 / 160 / 160 mm		
						B=	Basic carcass		
						TL=	Door hinging left side		

Saladette cut-out / variants

11	
<p>A = 2 1/2 x GN 1/1 (folding-sliding lid) B = 1 x GN 1/1 (folding-sliding lid) C = 1 x GN 1/1 (folding-sliding lid) D = 5 x GN 1/6 (folding lid) Right: 3 drawers E = 2 x GN 1/1 transversal (folding lid) F = 4 x GN 1/3 (folding lid) H = 2 1/2 x GN 1/1 (folding-sliding lid) I = 2 1/2 x GN 1/1 (folding-sliding lid) J = 1 x GN 1/1 (folding-sliding lid) K = 1 x GN 1/1 (folding-sliding lid) L = 1 x GN 1/1 (folding-sliding lid) M = 4 x GN 1/1 (folding-sliding lid) N = 5 x GN 1/6 (folding lid) O = 5 x GN 1/6 (folding lid) P = 2 1/2 x GN 1/1 (folding-sliding lid) Q = 2 1/2 x GN 1/1 (folding-sliding lid) R = 4 x GN 1/3 (folding lid) S = 4 x GN 1/3 (folding lid) U = 4 x GN 1/3 (folding lid) V = 4 x GN 1/3 (folding lid) W = 2 1/2 x GN 1/1 crosswise (folding lid) X = 3 x GN 1/1 (folding-sliding lid) Y = 3 x GN 1/1 (folding-sliding lid) Z = 2 1/2 x GN 1/1 crosswise (folding lid)</p>	<p><u>Example:</u> TKIR17113H Left: 1 folding door Middle: 1 folding door</p> <p>Saladette: Type H</p>  <p>Door hinging folding doors (left to right) L= Door hinging left side L= Door hinging left side R= Door hinging right side</p>

Execution variants of front:



Folding door = FD

Door hinging:

Left= L

Right = R



2 Drawers = 2D



3 Drawers = 3D

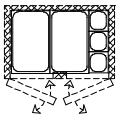
Saladette cut-out , cut-out in worktop for attaching GN-containers:

Hint Saladette cut-out:

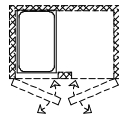
Temperature range min. +2 up to max. 10°C

→ Only temporary storage!

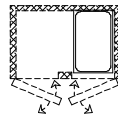
Type A
Gastronorm 2 1/2 x GN 1/1
Folding/sliding lid
L / R



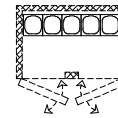
Type B
Gastronorm 1 x GN 1/1
Folding/sliding lid
L / R



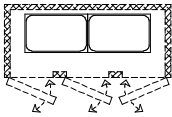
Type C
Gastronorm 1 x GN 1/1
Folding/sliding lid
L / R



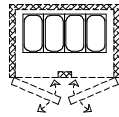
Type D
Gastronorm 5 x GN 1/6
Folding lid
L / R



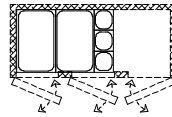
Type E
Gastronorm 2 x GN 1/1 lateral
Folding lid - L / L / R



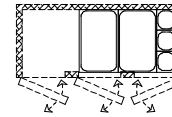
Type F
Gastronorm 4 x GN 1/3
Folding lid - L / L / R



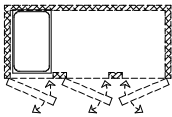
Type H
Gastronorm 2 1/2 x GN 1/1
Folding/sliding lid L / L / R



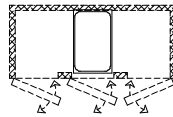
Type I
Gastronorm 2 1/2 x GN 1/1
Folding/sliding lid L / L / R



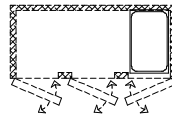
Type J
Gastronorm 1 x GN 1/1
Folding/sliding lid L / L / R



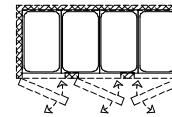
Type K
Gastronorm 1 x GN 1/1
Folding/sliding lid L / L / R



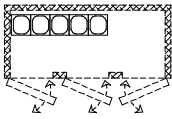
Type L
Gastronorm 1 x GN 1/1
Folding/sliding lid L / L / R



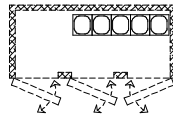
Type M
Gastronorm 4 x GN 1/1
L / R / L / R



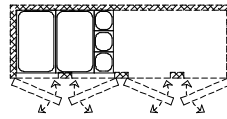
Type N
Gastronorm 5 x GN 1/6
Folding lid L / L / R



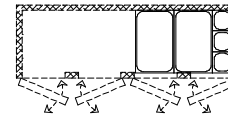
Type O
Gastronorm 5 x GN 1/6
Folding lid L / L / R



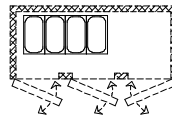
Type P
Gastronorm 2 1/2 x GN 1/1
L / R / L / R



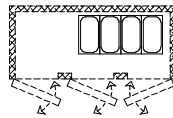
Type Q
Gastronorm 2 1/2 x GN 1/1
L / R / L / R



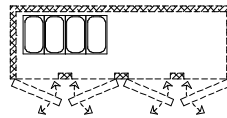
Type R
Gastronorm 4 x GN 1/3
Folding lid L / L / R



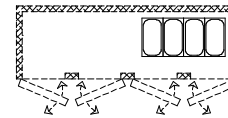
Type S
Gastronorm 4 x GN 1/3
Folding lid L / L / R



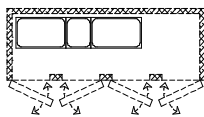
Type U
Gastronorm 4 x GN 1/3
L / R / L / R



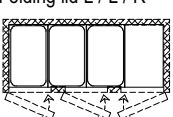
Type V
Gastronorm 4 x GN 1/3
L / R / L / R



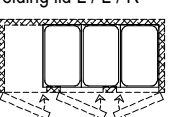
Typ W
Gastronorm 2 1/2 x GN 1/1 cross
Folding lid L / R / L / R



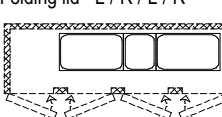
Typ X
Gastronorm 3 x GN 1/1
Folding lid L / L / R



Typ Y
Gastronorm 3 x GN 1/1
Folding lid L / L / R



Typ Z
Gastronorm 2 1/2 x GN 1/1 cross
Folding lid L / R / L / R



Product description refrigeration elements**Refrigeration element with refrigeration cabinet 1 door and 4 doors:****Refrigerating machine right side****TKMR-1 / TKMR-4**

- Refrigerating machine right side, extensible to the front
- Circulating air refrigeration, Temperature range from -2 up to +10° C
- CFC-free, 50 mm PU insulation
- Hygiene version with drawn, easy to clean base
- Evaporator system, foam integrated to the rear panel with integrated condensation groove
- Doors/drawers with easy grip recess and plugged magnetic door sealings
- Drawers with telescopic rails made of stainless steel (1.4509)
- Interior, front- and rearside of the drawers rounded
- Electronic thermostat and digital display
- HACCP-Protocol system
- Automatic defrosting control unit with hot-gas-condensation-water evaporation
- Included per folding door: 1 pair of support rails and 1 stainless steel grid

Refrigeration element with refrigeration cabinet 2 doors and 3 doors:**Refrigerating machine left or right side****TKML-2 / TKMR-2 / TKML-3 / TKMR-3**

- Refrigerating machine left or right side, extensible to the front
- Circulating air refrigeration, Temperature range from -2 up to +10° C
- CFC-free, 50 mm PU insulation
- Hygiene version with drawn, easy to clean base
- Evaporator system, foam integrated to the rear panel with integrated condensation groove
- Doors/drawers with easy grip recess and plugged magnetic door sealings
- Drawers with telescopic rails made of stainless steel (1.4509)
- Interior, front- and rearside of the drawers rounded
- Electronic thermostat and digital display
- HACCP-Protocol system
- Automatic defrosting control unit with hot-gas-condensation-water evaporation
- Included per folding door: 1 pair of support rails and 1 stainless steel grid

Refrigeration element with installation cabinet 1 door and 4 doors:**Installation cabinet right side****TKIR-1 / TKIR-4**

- Installation cabinet right side, for external connection of electric- refrigeration- and thaw water lines
- Circulating air refrigeration, Temperature range from -2 up to +10° C
- CFC-free, 50 mm PU insulation
- Hygiene version with drawn, easy to clean base
- Evaporator system, foam integrated to the rear panel with integrated condensation groove
- Doors/drawers with easy grip recess and plugged magnetic door sealings
- Drawers with telescopic rails made of stainless steel (1.4509)
- Interior, front- and rearside of the drawers rounded
- Electronic thermostat and digital display
- HACCP-Protocol system
- Automatic defrosting control unit with thaw water drain pipe Ø 16 mm
- **Expansion- and solenoid valve not included**
- Included per folding door: 1 pair of support rails and 1 stainless steel grid

Refrigeration element with installation cabinet 2 doors and 3 doors:**Installation cabinet left or right side****TKIL-2 / TKIR-2 / TKIL-3 / TKIR-3**

- Installation cabinet right or left side, for external connection of electric- refrigeration- and thaw water lines
- Circulating air refrigeration, Temperature range from -2 up to +10° C
- CFC-free, 50 mm PU insulation
- Hygiene version with drawn, easy to clean base
- Evaporator system, foam integrated to the rear panel with integrated condensation groove
- Doors/drawers with easy grip recess and plugged magnetic door sealings
- Drawers with telescopic rails made of stainless steel (1.4509)
- Interior, front- and rearside of the drawers rounded
- Electronic thermostat and digital display
- HACCP-Protocol system
- Automatic defrosting control unit with thaw water drain pipe Ø 16 mm
- **Expansion- and solenoid valve not included**
- Included per folding door: 1 pair of support rails and 1 stainless steel grid

Refrigeration element with refrigeration cabinet and saladette cut-out 2 doors and 3 doors:**Refrigerating machine left or right side****TKML-2S / TKMR-2S / TKML-3S / TKMR-3S**

- Refrigerating machine left or right side, extensible to the front
- Saladette cut-out in worktop with folding/sliding lid, GN container depth 200 mm at execution with folding doors
- Circulating air refrigeration, Temperature range +4 to +10° C, at a surrounding temperature of max. +25° C
- CFC-free, 50 mm PU insulation
- Hygiene version with drawn, easy to clean base
- Evaporator system, foam integrated to the rear panel with integrated condensation groove
- Doors/drawers with easy grip recess and plugged magnetic door sealings
- Drawers with telescopic rails made of stainless steel (1.4509)
- Interior, front- and rearside of the drawers rounded
- Electronic thermostat and digital display
- HACCP-Protocol system
- Automatic defrosting control unit with hot-gas-condensation-water evaporation
- Included per folding door: 1 pair of support rails and 1 stainless steel grid

Refrigeration element with refrigeration cabinet and saladette cut-out 4 doors:**Refrigerating machine right side****TKMR-4S**

- Refrigerating machine right side, extensible to the front
- Saladette cut-out in worktop with folding/sliding lid, GN container depth 200 mm at execution with folding doors
- Circulating air refrigeration, Temperature range +4 to +10° C, at a surrounding temperature of max. +25 ° C
- CFC-free, 50 mm PU insulation
- Hygiene version with drawn, easy to clean base
- Evaporator system, foam integrated to the rear panel with integrated condensation groove
- Doors/drawers with easy grip recess and plugged magnetic door sealings
- Drawers with telescopic rails made of stainless steel (1.4509)
- Interior, front- and rearside of the drawers rounded
- Electronic thermostat and digital display
- HACCP-Protocol system
- Automatic defrosting control unit with hot-gas-condensation-water evaporation
- Included per folding door: 1 pair of support rails and 1 stainless steel grid

Refrigeration element with installation cabinet and saladette cut-out 2 doors and 3 doors:**Installation cabinet left or right side****TKIL-2S / TKIR-2S / TKIL-3S / TKIR-3S**

- Installation cabinet left or right side, for external connection of electric- refrigeration- and thaw water lines
- Saladette cut-out in worktop with folding/sliding lid, GN container depth 200 mm at execution with folding doors
- Circulating air refrigeration, Temperature range +4 to +10° C, at a surrounding temperature of max. +25 ° C
- CFC-free, 50 mm PU insulation
- Hygiene version with drawn, easy to clean base
- Evaporator system, foam integrated to the rear panel with integrated condensation groove
- Doors/drawers with easy grip recess and plugged magnetic door sealings
- Drawers with telescopic rails made of stainless steel (1.4509)
- Interior, front- and rearside of the drawers rounded
- Electronic thermostat and digital display
- HACCP-Protocol system
- Automatic defrosting control unit with thaw water drain pipe Ø 16 mm
- Included per folding door: 1 pair of support rails and 1 stainless steel grid

Refrigeration element with installation cabinet and saladette cut-out 4 doors:**Installation cabinet right side****TKIR-4S**

- Installation cabinet right side, for external connection of electric- refrigeration- and thaw water lines
- Saladette cut-out in worktop with folding/sliding lid, GN container depth 200 mm at execution with folding doors
- Circulating air refrigeration, Temperature range +4 to +10° C, at a surrounding temperature of max. +25 ° C
- CFC-free, 50 mm PU insulation
- Hygiene version with drawn, easy to clean base
- Evaporator system, foam integrated to the rear panel with integrated condensation groove
- Doors/drawers with easy grip recess and plugged magnetic door sealings
- Drawers with telescopic rails made of stainless steel (1.4509)
- Interior, front- and rearside of the drawers rounded
- Electronic thermostat and digital display
- HACCP-Protocol system
- Automatic defrosting control unit with thaw water drain pipe Ø 16 mm
- Included per folding door: 1 pair of support rails and 1 stainless steel grid

Product description deep freezing elements**Deep freezing element with refrigeration cabinet 1 door:****Refrigerating machine right side****TTMR-1**

- Refrigerating machine right side, extensible to the front
- Circulating air refrigeration, temperature range from -18 up to -20° C
- CFC-free, 50 mm PU insulation
- Hygiene version with drawn, easy to clean base
- Evaporator system, foam integrated to the rear panel with integrated condensation groove
- Door with easy grip recess and plugged magnetic door sealings
- Door frame heater
- Electronic thermostat and digital display
- HACCP-Protocol system
- Automatic defrosting control unit with hot-gas-condensation-water evaporation
- Included per folding door: 1 pair of support rails and 1 stainless steel grid

Deep freezing element with refrigeration cabinet 2 doors:**Refrigerating machine left or right side****TTML-2 / TTMR-2 / TTML-3 / TTMR-3**

- Refrigerating machine left or right side, extensible to the front
- Circulating air refrigeration, temperature range from -18 up to -20° C
- CFC-free, 50 mm PU insulation
- Hygiene version with drawn, easy to clean base
- Evaporator system, foam integrated to the rear panel with integrated condensation groove
- Doors/drawers with easy grip recess and plugged magnetic door sealings
- Drawers with telescopic rails made of stainless steel (1.4509)
- Interior, front- and rearside of the drawers rounded
- Door frame heater
- Electronic thermostat and digital display
- HACCP-Protocol system
- Automatic defrosting control unit with hot-gas-condensation-water evaporation
- Included per folding door: 1 pair of support rails and 1 stainless steel grid

Deep freezing element with installation cabinet 1 door:**Installation cabinet right side****TTIR-1**

- Installation cabinet right side, for external connection of electric- refrigeration- and thaw water lines
- Circulating air refrigeration, temperature range from -18 up to -20° C
- CFC-free, 50 mm PU insulation
- Hygiene version with drawn, easy to clean base
- Evaporator system, foam integrated to the rear panel with integrated condensation groove
- Doors with easy grip recess and plugged magnetic door sealings
- Door frame heater
- Electronic thermostat and digital display
- HACCP-Protocol system
- Automatic defrosting control unit with thaw water drain pipe Ø 16 mm
- **Expansion- and solenoid valve not included**
- Included per folding door: 1 pair of support rails and 1 stainless steel grid

Deep freezing element with installation cabinet 2 doors:**Installation cabinet left or right side****TTIL-2 / TTIR-2**

- Installation cabinet left or right side, for external connection of electric- refrigeration- and thaw water lines
- Circulating air refrigeration, temperature range from -18 up to -20° C
- CFC-free, 50 mm PU insulation
- Hygiene version with drawn, easy to clean base
- Evaporator system, foam integrated to the rear panel with integrated condensation groove
- Doors/drawers with easy grip recess and plugged magnetic door sealings
- Drawers with telescopic rails made of stainless steel (1.4509)
- Door frame heater
- Electronic thermostat and digital display
- HACCP-Protocol system
- Automatic defrosting control unit with thaw water drain pipe Ø 16 mm
- **Expansion- and solenoid valve not included**
- Included per folding door: 1 pair of support rails and 1 stainless steel grid

Refrigeration element 1-door with refrigerating machine TKMR-1

Dimensions:

784 x 614 / 675 x 700 mm

Refrigerant:

R290

Gross content:

140 l

Connected load:

360 W 230 V 50 Hz

Refrigerating capacity:

255 W/h at -15°C VT / +32°C UT

Power consumption:

1,65 kWh / 24 h

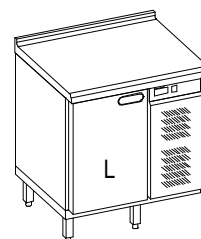


Illustration:
TKMR081-TL

Length	Folding door / drawer from left to right side	Net volume	Art. No. Refrigerating machine left side	Art. No. Refrigerating machine right side	Price EUR
784 mm	FD	85 l	-	TKMR081 ²⁾	
784 mm	FD	85 l	-	TKMR081-TL ²⁾	
784 mm	2D	61 l	-	TKMR082 ²⁾	
784 mm	3D	61 l	-	TKMR083 ²⁾	

²⁾ energy efficiency class B.
Prices exclude feet and worktops.

Refrigeration element 2-doors with refrigerating machine TKML-2 / TKMR-2

Dimensions:

1246 x 614 / 675 x 700 mm

Refrigerant:

R290

Gross content:

310 l

Connected load:

400 W 230 V 50 Hz

Refrigerating capacity:

322 W/h at -15°C VT / +32°C UT

Power consumption:

1,5 kWh / 24 h

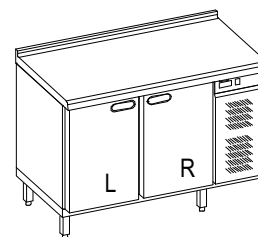


Illustration:
TKMR1311

Length	Folding door/ drawer from left to right side	Net volume	Art. No. Refrigerating machine left side	Price EUR	Art.No.Refrigerating machine right side	Price EUR
1246 mm	FD-FD	170 l	TKML1311 ¹⁾		TKMR1311 ¹⁾	
1246 mm	FD-2D	146 l	TKML1312 ²⁾		TKMR1312 ²⁾	
1246 mm	FD-3D	146 l	TKML1313 ²⁾		TKMR1313 ²⁾	
1246 mm	2D-2D	122 l	TKML1322 ²⁾		TKMR1322 ²⁾	
1246 mm	2D-3D	122 l	TKML1323 ²⁾		TKMR1323 ²⁾	
1246 mm	3D-3D	122 l	TKML1333 ²⁾		TKMR1333 ²⁾	

¹⁾ energy efficiency class A.

²⁾ energy efficiency class B.

Prices exclude feet and worktops.

Refrigeration element 3-doors with refrigerating machine TKML-3 / TKMR-3

Dimensions:

1718 x 614 / 675 x 700 mm

Refrigerant:

R290

Gross content:

480 l

Connected load:

400 W 230 V 50 Hz

Refrigerating capacity:

322 W/h at -15°C VT / +32°C UT

Power consumption:

1,65 kWh / 24 h

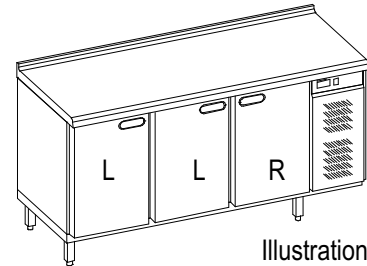


Illustration:
TKMR18111

Length	Folding door/ drawer from left to right side	net volume	Art. No. Refrigerating machine left side	Price EUR	Art.No. Refrige- rating machine right side	Price EUR
1718 mm	FD-FD-FD	255 l	TKML18111 ¹⁾		TKMR18111 ¹⁾	
1718 mm	FD-FD-2D	231 l	TKML18112 ²⁾		TKMR18112 ²⁾	
1718 mm	FD-FD-3D	231 l	TKML18113 ²⁾		TKMR18113 ²⁾	
1718 mm	2D-2D-2D	183 l	TKML18222 ²⁾		TKMR18222 ²⁾	
1718 mm	FD-2D-3D	207 l	TKML18123 ²⁾		TKMR18123 ²⁾	
1718 mm	3D-3D-3D	183 l	TKML18333 ²⁾		TKMR18333 ²⁾	

☞ For the version with machine compartment or installation compartment on the left, the door hinge is as follows (from left to right): TL / TR / TR. This cannot be changed!

¹⁾ energy efficiency class A.

²⁾ energy efficiency class B.

Prices exclude feet and worktops.

Refrigeration element 4-doors with refrigerating machine TKMR-4

Dimensions:

2190 x 614 / 675 x 700 mm

Refrigerant:

R290

Gross content:

650 l

Connected load:

420 W 230 V 50 Hz

Refrigerating capacity:

346 W/h at -15°C VT / +32°C UT

Power consumption:

2,25 kWh / 24 h

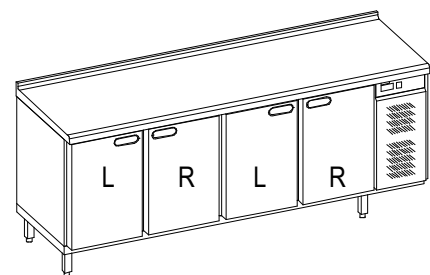


Illustration:
TKMR221111

Length	Folding door / drawer from left to right side	net volume	Art. No. Refrigerating machine left side	Art. No. Refrigerating machine right side	Price EUR
2190 mm	FD-FD-FD-FD	340 l	-	TKMR221111 ²⁾	
2190 mm	FD-FD-FD-2D	316 l	-	TKMR221112 ²⁾	
2190 mm	FD-FD-FD-3D	316 l	-	TKMR221113 ²⁾	
2190 mm	2D-2D-2D-2D	244 l	-	TKMR222222 ²⁾	

²⁾ energy efficiency class B.

Prices exclude feet and worktops.

Refrigeration element 1-door with installation cabinet TKIR-1

Dimensions:

684 x 614 / 675 x 700 mm

Gross content:

140 l

Evaporator capacity:

180 W/h at -15°C VT / +32°C UT

Connected load:

50 W 230 V 50 Hz




Illustration:
TKIR071-TL

Length	Folding door / drawer from left to right side	net volume	Art. No. Installation cabinet left side	Art. No. Installation cabinet right side	Price EUR
684 mm	FD	85 l	-	TKIR071	
684 mm	FD	85 l	-	TKIR071-TL	
684 mm	2D	61 l	-	TKIR072	
684 mm	3D	61 l	-	TKIR073	

Prices exclude feet and worktops.

Refrigeration element 2-doors with installation cabinet TKIL-2 / TKIR-2

Dimensions:

1146 x 614 / 675 x 700 mm

Gross content:

310 l

Evaporator capacity:

310 W/h at -15°C VT / +32°C UT

Connected load:

80 W 230 V 50 Hz

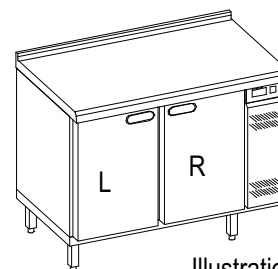


Illustration:
TKIR1211

Length	Folding door/ drawer from left to right side	net volume	Art. No. Installation cabinet left side	Price EUR	Art. No. Installation cabinet right side	Price EUR
1146 mm	FD-FD	170 l	TKIL1211		TKIR1211	
1146 mm	FD-2D	146 l	TKIL1212		TKIR1212	
1146 mm	FD-3D	146 l	TKIL1213		TKIR1213	
1146 mm	2D-2D	122 l	TKIL1222		TKIR1222	
1146 mm	2D-3D	122 l	TKIL1223		TKIR1223	
1146 mm	3D-3D	122 l	TKIL1233		TKIR1233	

Prices exclude feet and worktops.

Refrigeration element 3-doors with installation cabinet TKIL-3 / TKIR-3

Dimensions:

1618 x 614 / 675 x 700 mm

Evaporator capacity:

322 W/h at -15°C VT / +32°C UT

Gross content:

480 l

Connected load:

130 W 230 V 50 Hz




Illustration:
TKIR17111

Length	Folding door/ drawer from left to right side	Net volume	Art. No. In- stallation cabinet left side	Price EUR	Art. No. In- stallation cabinet right side	Price EUR
1618 mm	FD-FD-FD	255 l	TKIL17111		TKIR17111	
1618 mm	FD-FD-2D	231 l	TKIL17112		TKIR17112	
1618 mm	FD-FD-3D	231 l	TKIL17113		TKIR17113	
1618 mm	2D-2D-2D	183 l	TKIL17222		TKIR17222	
1618 mm	FD-2D-3D	207 l	TKIL17123		TKIR17123	
1618 mm	3D-3D-3D	183 l	TKIL17333		TKIR17333	

☞ For the version with machine compartment or installation compartment on the left, the door hinge is as follows (from left to right): TL / TR / TR. This cannot be changed!

Prices exclude feet and worktops.

Refrigeration element 4-doors with installation cabinet TKIR-4

Dimensions:

2090 x 614 / 675 x 700 mm

Evaporator capacity:

346 W/h at -15°C VT / +32°C UT

Gross content:

650 l

Connected load:

180 W 230 V 50 Hz




Illustration:
TKIR21111

Length	Folding door / drawer from left to right side	net volume	Art. No. Installation cabinet left side	Art. No. Installation cabinet right side	Price EUR
2090 mm	FD-FD-FD-FD	340 l	-	TKIR211111	
2090 mm	FD-FD-FD-2D	316 l	-	TKIR211112	
2090 mm	FD-FD-FD-3D	316 l	-	TKIR211113	
2090 mm	2D-2D-2D-2D	244 l	-	TKIR212222	

Prices exclude feet and worktops.

Refrigeration element 2-doors with refrigerating machine and saladette cut-out TKML-2S / TKMR-2S

Dimensions:

1246 x 614 / 675 x 700 mm

Gross content:

310 l

Refrigerating capacity:

322 W/h at -15°C VT / +25°C UT

Refrigerant:

R290

Connected load:

400 W 230 V 50 Hz

Saladette cut-out:

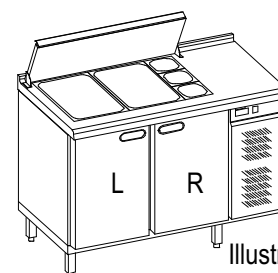
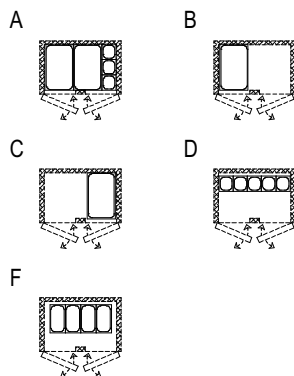


Illustration:
TKMR1311A

Length	Folding door from left to right side	net volume	Art. No. Refrigerating machine left side	Price EUR	Art. No. Refrigerating machine right side	Price EUR
1246 mm	FD-FD	170 l	TKML1311A		TKMR1311A	
1246 mm	FD-FD	170 l	TKML1311B		TKMR1311B	
1246 mm	FD-FD	170 l	TKML1311C		TKMR1311C	
1246 mm	FD-FD	170 l	TKML1311D		TKMR1311D	
1246 mm	FD-FD	170 l	TKML1311F		TKMR1311F	

Prices exclude feet and worktops.

Refrigeration element 3-doors with refrigerating machine and saladette cut-out TKML-3S / TKMR-3S

Dimensions:

1718 x 614 / 675 x 700 mm

Gross content:

480 l

Refrigerating capacity:

322 W/h at -15°C VT / +25°C UT

Refrigerant:

R290

Connected load:

400 W 230 V 50 Hz

Saladette cut-out:

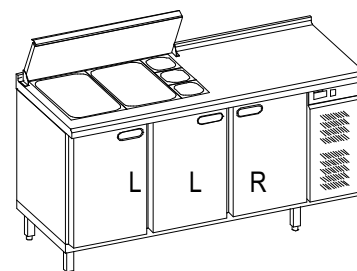
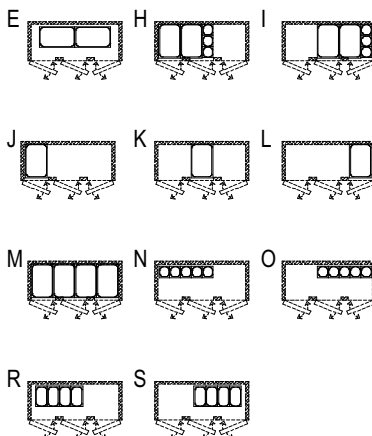


Illustration:
TKMR18111H

Length	Folding door / drawer from left to right side	net volume	Art. No. Refrigerating machine left side	Price EUR	Art. No. Refrigerating machine right side	Price EUR
1718 mm	FD-FD-FD	255 l	TKML18111E		TKMR18111E	
1718 mm	FD-FD-FD	255 l	TKML18111H		TKMR18111H	
1718 mm	FD-FD-FD	255 l	TKML18111I		TKMR18111I	
1718 mm	FD-FD-FD	255 l	TKML18111J		TKMR18111J	
1718 mm	FD-FD-FD	255 l	TKML18111K		TKMR18111K	
1718 mm	FD-FD-FD	255 l	TKML18111L		TKMR18111L	
1718 mm	FD-FD-FD	255 l	TKML18111M		TKMR18111M	
1718 mm	FD-FD-FD	255 l	TKML18111N		TKMR18111N	
1718 mm	FD-FD-FD	255 l	TKML18111O		TKMR18111O	
1718 mm	FD-FD-FD	255 l	TKML18111R		TKMR18111R	
1718 mm	FD-FD-FD	255 l	TKML18111S		TKMR18111S	
1718 mm	FD-FD-2D	231 l	TKML18112H		TKMR18112H	
1718 mm	FD-FD-2D	231 l	TKML18112N		TKMR18112N	
1718 mm	FD-FD-2D	231 l	TKML18112R		TKMR18112R	
1718 mm	FD-FD-3D	231 l	TKML18113H		TKMR18113H	
1718 mm	FD-FD-3D	231 l	TKML18113N		TKMR18113N	
1718 mm	FD-FD-3D	231 l	TKML18113R		TKMR18113R	

☞ For the version with machine compartment or installation compartment on the left, the door hinge is as follows (from left to right): TL / TR / TR. This cannot be changed!

Prices exclude feet and worktops.

Refrigeration element 4-doors with refrigerating machine and saladette cut-out TKMR-4S

Dimensions:

2090 x 614 / 675 x 700 mm

Gross content:

650 l

Refrigerating capacity:

346 W/h at -15°C VT / +25°C UT

Refrigerant:

R290

Connected load:

420 W 230 V 50 Hz

Saladette cut-out:

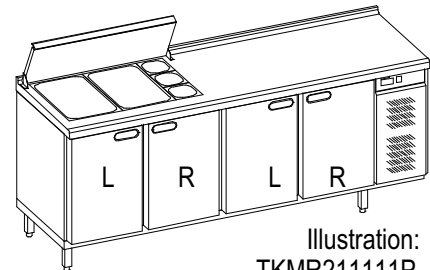
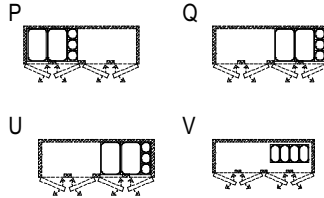


Illustration:
TKMR21111P

Length	Folding door from left to right side	net volume	Art. No. Refrigerating machine left side	Art. No. Refrigerating machine right side	Price EUR
2190 mm	FD-FD-FD-FD	340 l	-	TKMR221111P	
2190 mm	FD-FD-FD-FD	340 l	-	TKMR221111Q	
2190 mm	FD-FD-FD-FD	340 l	-	TKMR221111U	
2190 mm	FD-FD-FD-FD	340 l	-	TKMR221111V	

Prices exclude feet and worktops.

Refrigeration element 2-doors with installation cabinet and saladette cut-out TKIL-2S / TKIR-2S

Dimensions:

1146 x 614 / 675 x 700 mm

Gross content:

310 l

Evaporator capacity:

310 W/h at -15°C VT / +25°C UT

Connected load:

80 W 230 V 50 Hz

Saladette cut-out:

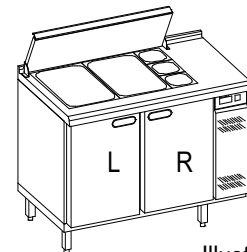
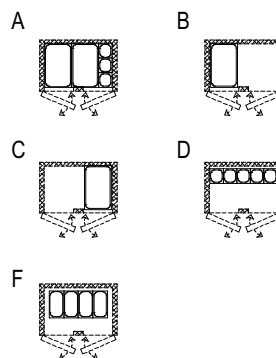


Illustration:
TKIR1211A

Length	Folding door from left to right side	net volume	Art. No. In- stallation cabinet left side	Price EUR	Art. No. In- stallation cabinet right side	Price EUR
1146 mm	FD-FD	170 l	TKIL1211A		TKIR1211A	
1146 mm	FD-FD	170 l	TKIL1211B		TKIR1211B	
1146 mm	FD-FD	170 l	TKIL1211C		TKIR1211C	
1146 mm	FD-FD	170 l	TKIL1211D		TKIR1211D	
1146 mm	FD-FD	170 l	TKIL1211F		TKIR1211F	

Prices exclude feet and worktops.

Refrigeration element 3-doors with installation cabinet and saladette cut-out TKIL-3S / TKIR-3S

Dimensions:

1618 x 614 / 675 x 700 mm

Gross content:

480 l

Evaporator capacity:

322 W/h at -15°C VT / +25°C UT

Connected load:

130 W 230 V 50 Hz

Saladette cut-out:

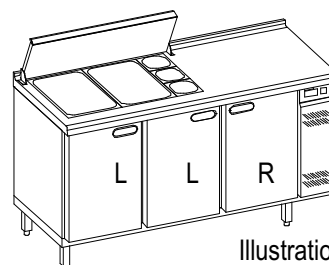
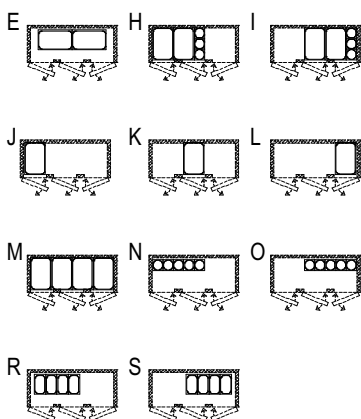


Illustration:
TKIR17111H

Length	Folding door / drawer from left to right side	net volume	Art. No. In- stallation cabinet left side	Price EUR	Art. No. In- stallation cabinet right side	Price EUR
1618 mm	FD-FD-FD	255 l	TKIL17111E		TKIR17111E	
1618 mm	FD-FD-FD	255 l	TKIL17111H		TKIR17111H	
1618 mm	FD-FD-FD	255 l	TKIL17111I		TKIR17111I	
1618 mm	FD-FD-FD	255 l	TKIL17111J		TKIR17111J	
1618 mm	FD-FD-FD	255 l	TKIL17111K		TKIR17111K	
1618 mm	FD-FD-FD	255 l	TKIL17111L		TKIR17111L	
1618 mm	FD-FD-FD	255 l	TKIL17111M		TKIR17111M	
1618 mm	FD-FD-FD	255 l	TKIL17111N		TKIR17111N	
1618 mm	FD-FD-FD	255 l	TKIL17111O		TKIR17111O	
1618 mm	FD-FD-FD	255 l	TKIL17111R		TKIR17111R	
1618 mm	FD-FD-FD	255 l	TKIL17111S		TKIR17111S	
1618 mm	FD-FD-2D	231 l	TKIL17112H		TKIR17112H	
1618 mm	FD-FD-2D	231 l	TKIL17112N		TKIR17112N	
1618 mm	FD-FD-2D	231 l	TKIL17112R		TKIR17112R	
1618 mm	FD-FD-3D	231 l	TKIL17113H		TKIR17113H	
1618 mm	FD-FD-3D	231 l	TKIL17113N		TKIR17113N	
1618 mm	FD-FD-3D	231 l	TKIL17113R		TKIR17113R	

☞ For the version with machine compartment or installation compartment on the left, the door hinge is as follows (from left to right): TL / TR / TR. This cannot be changed!

Prices exclude feet and worktops.

Refrigeration element 4-doors with installation cabinet and saladette cut-out TKIR-4S

Dimensions:

2090 x 614 / 675 x 700 mm

Gross content:

650 l

Evaporator capacity:

346 W/h at -15°C VT / +25°C UT

Connected load:

180 W 230 V 50 Hz

Saladette cut-out:

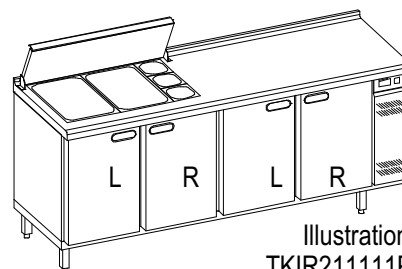
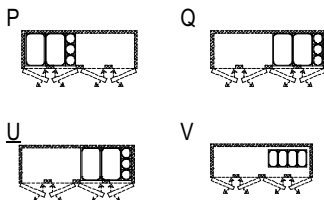


Illustration:
TKIR211111P

Length	Folding door from left to right side	net volume	Art. No. Installation cabinet left side	Art. No. Installation cabinet right side	Price EUR
2090 mm	FD-FD-FD-FD	340 l	-	TKIR211111P	
2090 mm	FD-FD-FD-FD	340 l	-	TKIR211111Q	
2090 mm	FD-FD-FD-FD	340 l	-	TKIR211111U	
2090 mm	FD-FD-FD-FD	340 l	-	TKIR211111V	

Prices exclude feet and worktops.

Deep freezing element 1-door with refrigerating machine TTMR-1

Dimensions:

784 x 614 / 675 x 700 mm

Refrigerant:

R290

Gross content:

140 l

Connected load:

500 W 230 V 50 Hz

Refrigerating capacity:

240 W/h at -30°C VT / +32°C UT

Power consumption:

4,4 kWh / 24 h

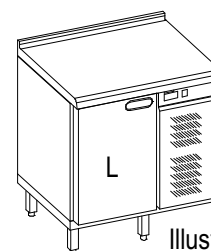


Illustration:
TTMR081-TL

Length	Folding door from left to right	net volume	Art. No. Refrigerating machine left side	Art. No. Refrigerating machine right side	Price EUR
784 mm	FD	75 l	-	TTMR081 ²⁾	
784 mm	FD	75 l	-	TTMR081-TL ²⁾	

²⁾ energy efficiency class D.

 At the deep freezing element with 1 door: Execution with drawers is not possible!

Prices exclude feet and worktops.

Deep freezing element 2-doors with refrigerating machine TTML-2 / TTMR-2

Dimensions:

1246 x 614 / 675 x 700 mm

Refrigerant:

R290

Gross content:

310 l

Connected load:

500 W 230 V 50 Hz

Refrigerating capacity:

240 W/h at -30°C VT / +32°C UT

Power consumption:

4,6 kWh / 24 h

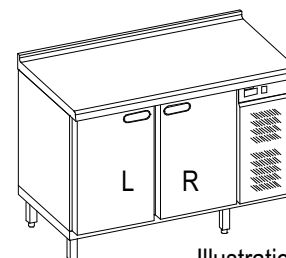


Illustration:
TTMR1311

Length	Folding door / drawer from left to right side	net volume	Art. No. Refrigerating machine left side	Price EUR	Art. No. Refrigerating machine right side	Price EUR
1246 mm	FD-FD	190 l	TTML1311 ¹⁾		TTMR1311 ¹⁾	
1246 mm	FD-2D	156 l	TTML1312 ²⁾		TTMR1312 ²⁾	
1246 mm	2D-2D	122 l	TTML1322 ²⁾		TTMR1322 ²⁾	

¹⁾ energy efficiency class C.

²⁾ energy efficiency class D.

Prices exclude feet and worktops.

Deep freezing element 1-door with installation cabinet TTIR-1

Dimensions:

684 x 614 / 675 x 700 mm

Gross content:

140 l

Evaporator capacity:

240 W/h at -30°C VT / +32°C UT

Connected load:

180 W 230 V 50 Hz




Illustration:
TTIR071-TL

Length	Folding door from left to right side	net volume	Art. No. Installation cabinet left side	Art. No. Installation cabinet right side	Price EUR
684 mm	FD	75 l	-	TTIR071	
684 mm	FD	75 l	-	TTIR071-TL	

☞ At the deep freezing element with 1 door: Execution with drawers is not possible!
Prices exclude feet and worktops.

Refrigeration element 2-doors with installation cabinet TTIL-2 / TTIR-2

Dimensions:

1146 x 614 / 675 x 700 mm

Gross content:

310 l

Evaporator capacity:

240 W/h at -30°C VT / +32°C UT

Connected load:

210 W 230 V 50 Hz

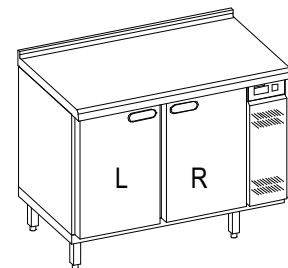


Illustration:
TTIR1211

Length	Folding door / drawer from left to right side	net volume	Art. No. Installation cabinet left side	Price EUR	Art. No. Installation cabinet right side	Price EUR
1146 mm	FD-FD	170 l	TTIL1211		TTIR1211	
1146 mm	FD-2D	146 l	TTIL1212		TTIR1212	
1146 mm	2D-2D	122 l	TTIL1222		TTIR1222	

Prices exclude feet and worktops.

Refrigeration element basic carcass with refrigerating machine left (L) or right (R) side

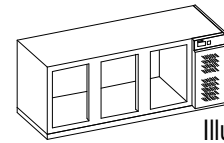


Illustration:
TKMR18B3

Length	Size / Execution	gross-volume	net volume	Art. No. Refrigerating machine left side	Price EUR	Art. No. Refrigerating machine right side	Price EUR
784 mm	1x GN 1/1	140 l	85 l	-	-	TKMR08B1	
1246 mm	2x GN 1/1	310 l	170 l	TKML13B2		TKMR13B2	
1718 mm	3x GN 1/1	480 l	255 l	TKML18B3		TKMR18B3	
2190 mm	4x GN 1/1	650 l	340 l	-	-	TKMR22B4	

Prices exclude feet and worktops.

Refrigeration element basic carcass with installation cabinet left (L) or right (R) side

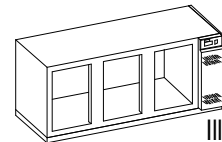


Illustration:
TKIR17B3

Length	Size / Execution	gross-volume	net volume	Art. No. Installation cabinet left side	Price EUR	Art. No. Installation cabinet right side	Price EUR
684 mm	1x GN 1/1	140 l	85 l	-	-	TKIR07B1	
1146 mm	2x GN 1/1	310 l	170 l	TKIL12B2		TKIR12B2	
1618 mm	3x GN 1/1	480 l	255 l	TKIL17B3		TKIR17B3	
2090 mm	4x GN 1/1	650 l	340 l	-	-	TKIR21B4	
1146 mm	2x GN 1/1 - 2 temperatures			-	-	TKIR12B2T	
1618 mm	3x GN 1/1 - 2 temperatures			-	-	TKIR17B3T	

Prices exclude feet and worktops.

Surcharge configuration of refrigeration element basic carcass

Designation	Art. No.	Price EUR
Folding door GN 1/1	TKT1	
Drawer unit with 2 drawers GN 1/1 239 / 239 mm deep	TKS2	
Drawer unit with 3 drawers GN1/1 110 / 160 / 160 mm deep	TKS3	
Drawer unit with 2 drawers GN 1/1 215 / 215 mm deep	TKS2-T	
Drawer unit with 3 drawers GN1/1 115 / 115 / 115 mm deep	TKS3-T	



Surcharge Saladette cut-out of refrigeration element on basic carcass

Designation	Art. No.	Price EUR	
Saladette cut-out 2 1/1x GN 1/1 Type A / H / I / P / Q with folding-sliding lid	EKSA1		
Saladette cut-out 5x GN 1/6 Type D / N / O with folding lid	EKSA2		
Saladette cut-out 4x GN 1/3 Type F / R / S / U / V with folding lid	EKSA3		
Saladette cut-out 1x GN 1/1 Type B / C / J / K / L with folding-sliding lid	EKSA4		
Saladette cut-out 2x GN 1/1 lateral Type E with folding lid	EKSA5		
Saladette cut-out 2 2 1/2 x GN 1/1 lateral Type W / Z with folding-sliding lid	EKSA6		
Saladette cut-out 4x GN 1/1 Type M with folding-sliding lid	EKSA7		
Saladette cut-out 3x GN 1/1 Type X / Y with folding-sliding lid	EKSA8		

Design variants and additional features for refrigeration and deep freezing elements

Designation	Art. No.	Price EUR
Kit foot 200 mm for refrigeration element - working height 950 mm	888236	
Kit foot 150 mm for refrigeration element - working height 900 mm	848344	
Kit foot 100 mm for refrigeration element - working height 850 mm	848336	
Pair of support rails	809942	
GN-transversal support for drawers	475424	
Stainless steel grid, Size GN 1/1	145971	
Lockable door	EKTS	
Lockable drawer (per drawer)	EKSS	
Electrical condensation water evaporation shell incl. heating rod (0,16 kW)	EKTW	

Minor price folding lid /sliding lid

Designation	Art. No.	Price EUR
Folding-sliding lid 2 1/2x GN 1/1	EKSD1	
Folding lid 5x GN 1/6	EKSD2	
Folding lid 4x GN 1/3	EKSD3	
Folding lid 1x GN 1/1	EKSD4	
Folding lid 2x GN 1/1 lateral	EKSD5	
Folding-sliding lid 2 1/2 x GN 1/1 transversal	EKSD6	
Folding-sliding lid 4x GN 1/1	EKSD7	
Folding-sliding lid 3 x GN 1/1	EKSD8	

PALUX Topline AP worktops

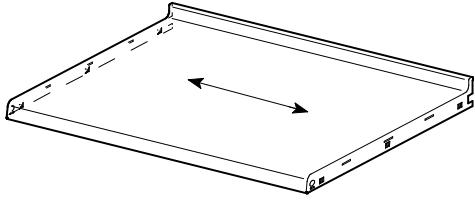
Topline AP worktops - system code										
Type		Function		Length		Depth		Version		
1	2	3	4	5	6	7	8	9	10	11
AP = Worktop		<u>Work top form:</u> 01= Radius folding up at rear, with lateral device connection (left and right)		02= 200 mm 04= 400 mm 06= 600 mm 08= 800 mm		80= 800mm 83= 838 mm		L = left R = right		
		02= Radius folding down both longitudinal sides with lateral device connection (left and right)		10= 1000mm 12= 1200mm						
		12= Cooking block version Radius folding down three sides with device connection rear		14= 1400mm 15= 1500mm 16= 1600mm 17= 1700mm 18= 1800mm						

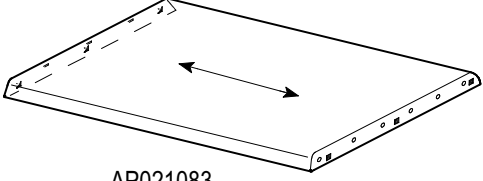
NOTE:

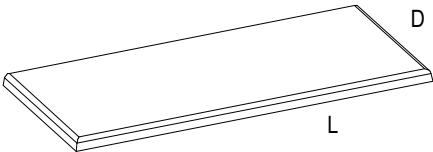
☞ AP worktops are only supplied in the defined dimensions and versions!

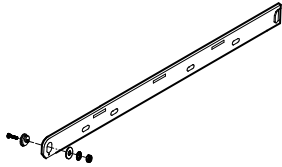
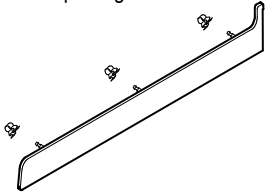
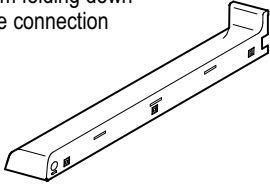
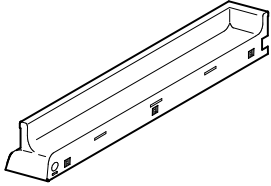
Use of AP worktops: No change to the external contours!

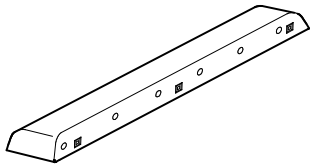
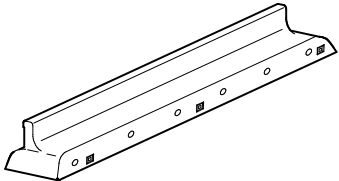
Examples: Installation of sinks, installation cutouts, device cutouts, etc.

Worktop AP01	Length mm	Type/ Depth 800 mm	Price EUR
<p>AP01 worktop, Radius folding up at rear, with lateral device connection (left and right)</p>  <p>AP011080</p>	200	AP010280	
	300	AP010380	
	400	AP010480	
	500	AP010580	
	600	AP010680	
	700	AP010780	
	800	AP010880	
	900	AP010980	
	1000	AP011080	
	1100	AP011180	
	1200	AP011280	
	1400	AP011480	
	1600	AP011680	
	1800	AP011880	
2000	AP012080		
2200	AP012280		

Worktop AP02	Length mm	Type/ Depth 838 mm	Price EUR
<p>AP02 worktop , Radius folding down front and rear with lateral device connection</p>  <p>AP021083</p>	200	AP020283	
	400	AP020483	
	600	AP020683	
	800	AP020883	
	1000	AP021083	
	1200	AP021283	
	1400	AP021483	
1600	AP021683		

Worktop AP12	Length mm	Type	Price EUR
<p>Worktop AP 12</p> <p>Cooking block version, counter, 3-sided radius folding down with device connection front for connection to cooking block</p> <p>D = 600/700 mm</p> <p>L = 1400/1500/1600/1700/1800 mm</p> 	1400	AP121460	
	1500	AP121560	
	1600	AP121660	
	1700	AP121760	
	1800	AP121860	
	1400	AP121470	
	1500	AP121570	
	1600	AP121670	
	1700	AP121770	
	1800	AP121870	

Worktop surround AP01/ device connection	Depth 600 mm	Price EUR	Depth 700 mm	Price EUR	Depth 800 mm	Price EUR
<p>a) Device connection kit</p> <p>Central bar</p> 	711470		711462		696439	
<p>b) Kit, side attachment part left</p> <p>Kit, side attachment part right</p> 	539546 539554		539562 539570		539589 539597	
<p>c) Kit, surround part 100 mm left Radius form folding down incl. device connection</p> <p>Kit, surround part 100 mm right Radius form folding down incl. device connection</p> 					528277 528285	
<p>* Radius form folding down take side wall into account</p>						
<p>Kit surround part 100 mm left Radius form folding up incl. device connection</p> <p>Kit surround part 100 mm right Radius form folding up incl. device connection</p> 					608262 608270	
<p>* Radius form folding up take front cover into account</p>						

Worktop surround AP02	Depth 638 mm	Price EUR	Depth 738 mm	Price EUR	Depth 838 mm	Price EUR
a) Device connection kit Central bar	637327		637335		690457	
b) Kit, side attachment part	549657		540641		640840	
c) Kit, surround part 100 mm right Radius form folding down incl. device connection					698636	
Kit, surround part 100 mm left Radius form folding down incl. device connection					698636	
						
* Radius form folding down take side wall into account						
Kit surround part 100 mm right Radius form folding up incl. device connection					699381	
Kit surround part 100 mm left Radius form folding up incl. device connection					699381	
						
* Radius form folding up take front cover into account						

PALUX Topline AN worktops

Topline AN worktops - system code										
Type		Function		Length				Version Depth		
1	2	3	4	5	6	7	8	9	10	11
AN= Neutral worktop		Worktops form 01= Radius folding up at rear, without lateral worktop surround 02= Radius folding down both longitudinal sides, without lateral worktop surround		01= Length key 4-digit 02= Length key 4-digit e.g. 0200 = 200 mm 1000 = 1000 mm 3600 = 3600 mm				60= 600 mm 70= 700 mm 80= 800 mm 63= 638 mm 73= 738 mm 83= 838 mm		

NOTE:

 AN worktops are additionally supplied in intermediate sizes!

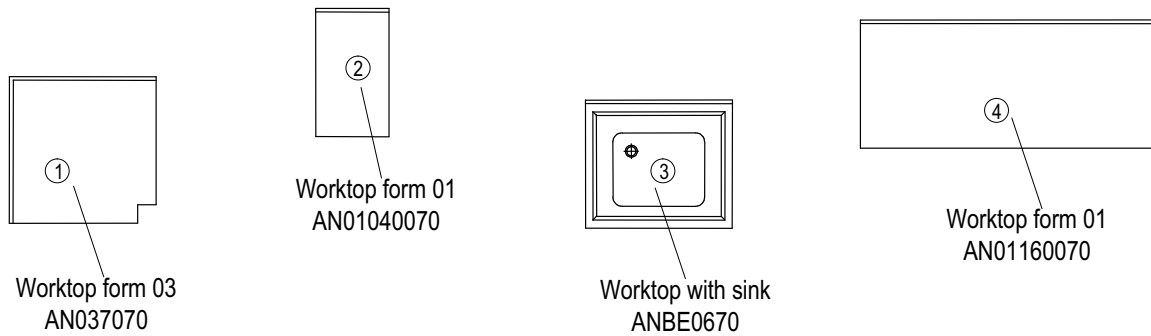
Use of AN worktops: Change in the external contours!

Examples: Column cutouts, bevels, length with dimension 610 mm etc.

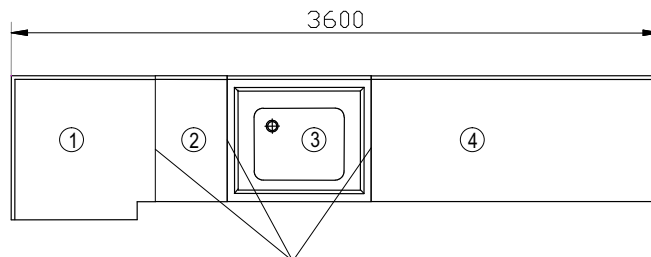
Type		Function		Length				Version Depth		
1	2	3	4	5	6	7	8	9	10	11
AN= Neutral worktop		<u>Work top form:</u> 03= Angled version, radius folding up, without lateral worktop surround 04= Angled version, radius folding up/ folding down, without lateral worktop surround 05= Angled version, radius folding down, without lateral worktop surround 06= Angled version, radius folding down, without lateral worktop surround 07= T-version, counter, radius folding down, without lateral worktop surround 08= T-version, wall, radius folding up at rear, without lateral worktop surround 09= T-version, counter radius folding down, without lateral worktop surround 10= T-version, wall, radius folding up at rear, without lateral worktop surround <u>Worktop modules:</u> BE= Sink BW= Sink with beaded edge WA= Beaded edge with drain HM= Chopping block with knife holder AS= Bevel 45° SA= Bevel step PA= Column recess SB= Bread board <u>Lateral worktop surround:</u> SA1= 90° folding up left SA2= 90° folding up right SA3= 90° Chamfer left SA4= 90° Chamfer right SR1= Radius folding up at left SR2= Radius folding up at right SR3= Radius folding down left SR4= Radius folding down right SGL= Device connection left SGR= Device connection right VS= Welding of 2 AN worktops		02= 200 mm 03= 300 mm 04= 400 mm 05= 500 mm 06= 600 mm 07= 700 mm 08= 800 mm 09= 900 mm 10= 1000 mm 11= 1100 mm 12= 1200 mm 13= 1300 mm 14= 1400 mm 15= 1500 mm 16= 1600 mm 17= 1700 mm 18= 1800 mm 19= 1900 mm 20= 2000 mm 21= 2100 mm 22= 2200 mm 23= 2300 mm 24= 2400 mm 25= 2500 mm 26= 2600 mm 27= 2700 mm 28= 2800 mm 29= 2900 mm 30= 3000 mm 31= 3100 mm 32= 3200 mm 33= 3300 mm 34= 3400 mm 35= 3500 mm 36= 3600 mm Form 03-11 60= 600 mm 70= 700 mm 80= 800 mm 63= 638 mm 73= 738 mm 83= 838 mm	60= 600mm 70= 700mm 80= 800mm 63= 638mm 73= 738mm 83= 838mm	L = left R = right				

PALUX Topline AN worktop - calculation schematic

1. The planning and calculation of Topline worktops takes place in individual modules

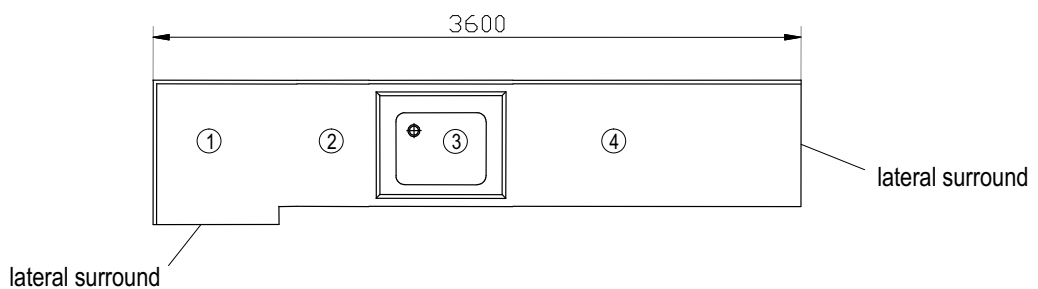


2. The production of worktops can take place up to a length of 3600 mm seamlessly in a single unit



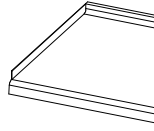
The connections between the individual modules do not need to be taken into account in the calculation of a worktop with a length of <3600 mm

3. The lateral worktop surround must be taken into account separately in the calculation

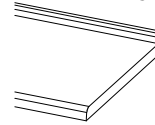


3.1. Variant for lateral worktop surround

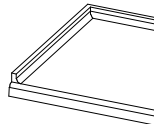
- folding up 90° right / left



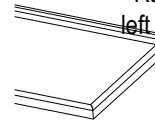
- Chamfer 90° right / left



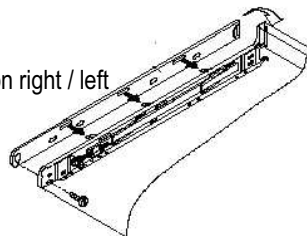
- Radius folding up at right / left



- Radius folding down right / left

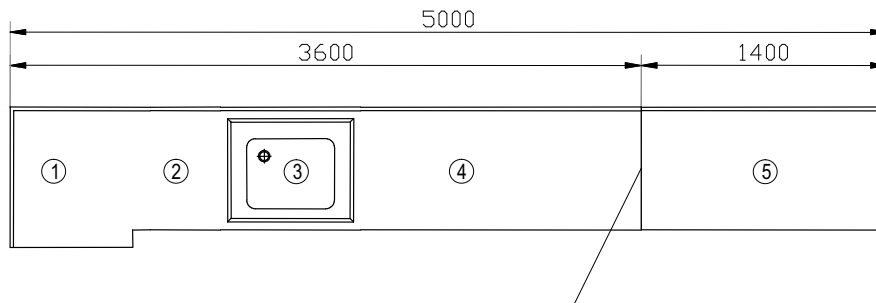


- Device connection right / left



- Welding of 2 worktops in the factory
- Preparation of a weld seam for 2 worktops (weld seam is generated on site during installation and must be calculated separately)

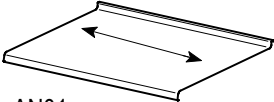
4.. Worktops with a total length of > 3600 mm

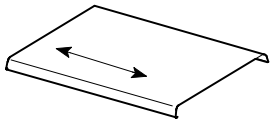


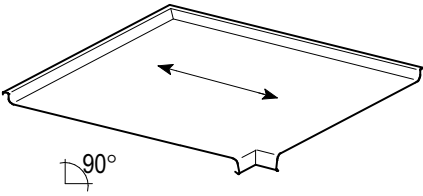
Worktops with a length of > 3600 mm are either:

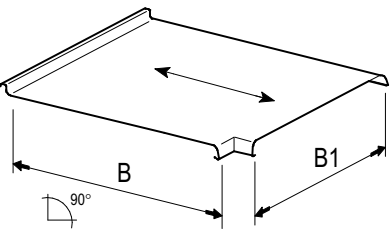
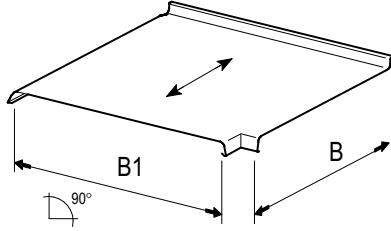
- seamlessly welded in the factory (up to a length of approx. 5000 mm / observe transport!)
 - connected with a device connection
- or
- welded on site during installation

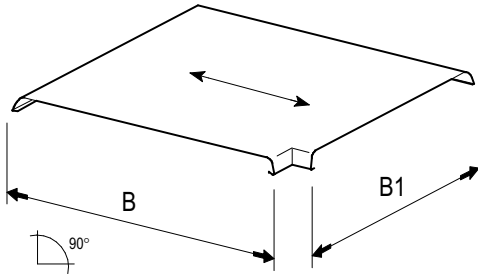
This connection must be taken into account separately in the calculation!

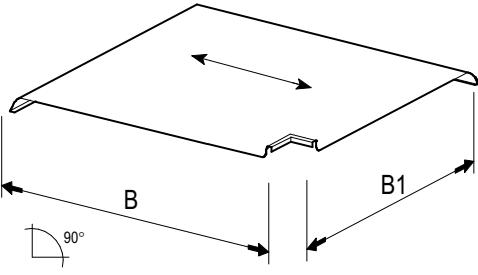
Worktop AN01	Length mm	Type / Depth 600 mm	Price EUR	Type / Depth 700 mm	Price EUR	Type / Depth 800 mm	Price EUR
Worktop AN01, Radius folding up at rear, Without worktop surround  AN01	200	AN01020060		AN01020070		AN01020080	
	300	AN01030060		AN01030070		AN01030080	
	400	AN01040060		AN01040070		AN01040080	
	500	AN01050060		AN01050070		AN01050080	
	600	AN01060060		AN01060070		AN01060080	
	700	AN01070060		AN01070070		AN01070080	
	800	AN01080060		AN01080070		AN01080080	
	900	AN01090060		AN01090070		AN01090080	
	1000	AN01100060		AN01100070		AN01100080	
	1 100	AN01110060		AN01110070		AN01110080	
	1200	AN01120060		AN01120070		AN01120080	
	1300	AN01130060		AN01130070		AN01130080	
	1400	AN01140060		AN01140070		AN01140080	
	1500	AN01150060		AN01150070		AN01150080	
	1600	AN01160060		AN01160070		AN01160080	
	1700	AN01170060		AN01170070		AN01170080	
	1800	AN01180060		AN01180070		AN01180080	
	1900	AN01190060		AN01190070		AN01190080	
	2000	AN01200060		AN01200070		AN01200080	
	2100	AN01210060		AN01210070		AN01210080	
	2200	AN01220060		AN01220070		AN01220080	
	2300	AN01230060		AN01230070		AN01230080	
	2400	AN01240060		AN01240070		AN01240080	
	2500	AN01250060		AN01250070		AN01250080	
	2600	AN01260060		AN01260070		AN01260080	
	2700	AN01270060		AN01270070		AN01270080	
	2800	AN01280060		AN01280070		AN01280080	
	2900	AN01290060		AN01290070		AN01290080	
	3000	AN01300060		AN01300070		AN01300080	
	3100	AN01310060		AN01310070		AN01310080	
3200	AN01320060		AN01320070		AN01320080		
3300	AN01330060		AN01330070		AN01330080		
3400	AN01340060		AN01340070		AN01340080		
3500	AN01350060		AN01350070		AN01350080		
3600	AN01360060		AN01360070		AN01360080		

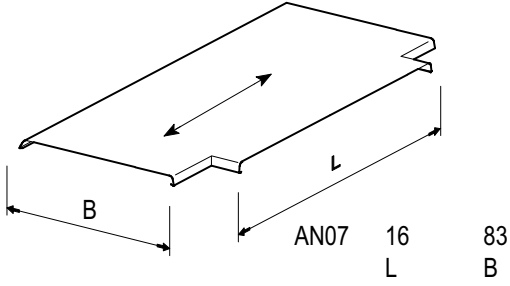
Worktop AN02	Length mm	Type / Depth 638 mm	Price EUR	Type /Depth 738 mm	Price EUR	Type / Depth 838 mm	Price EUR
<p>Worktop AN02, Radius folding down front and rear, Without worktop surround</p>  <p>AN02</p> <p>With intermediate dimensions the next highest price applies!</p>	200	AN02020063		AN02020073		AN02020083	
	300	AN02030063		AN02030073		AN02030083	
	400	AN02040063		AN02040073		AN02040083	
	500	AN02050063		AN02050073		AN02050083	
	600	AN02060063		AN02060073		AN02060083	
	700	AN02070063		AN02070073		AN02070083	
	800	AN02080063		AN02080073		AN02080083	
	900	AN02090063		AN02090073		AN02090083	
	1000	AN02100063		AN02100073		AN02100083	
	1100	AN02110063		AN02110073		AN02110083	
	1200	AN02120063		AN02120073		AN02120083	
	1300	AN02130063		AN02130073		AN02130083	
	1400	AN02140063		AN02140073		AN02140083	
	1500	AN02150063		AN02150073		AN02150083	
	1600	AN02160063		AN02160073		AN02160083	
	1700	AN02170063		AN02170073		AN02170083	
	1800	AN02180063		AN02180073		AN02180083	
	1900	AN02190063		AN02190073		AN02190083	
	2000	AN02200063		AN02200073		AN02200083	
	2100	AN02210063		AN02210073		AN02210083	
	2200	AN02220063		AN02220073		AN02220083	
	2300	AN02230063		AN02230073		AN02230083	
	2400	AN02240063		AN02240073		AN02240083	
	2500	AN02250063		AN02250073		AN02250083	
	2600	AN02260063		AN02260073		AN02260083	
	2700	AN02270063		AN02270073		AN02270083	
	2800	AN02280063		AN02280073		AN02280083	
	2900	AN02290063		AN02290073		AN02290083	
	3000	AN02300063		AN02300073		AN02300083	
	3100	AN02310063		AN02310073		AN02310083	
	3200	AN02320063		AN02320073		AN02320083	
	3300	AN02330063		AN02330073		AN02330083	
	3400	AN02340063		AN02340073		AN02340083	
	3500	AN02350063		AN02350073		AN02350083	
	3600	AN02360063		AN02360073		AN02360083	

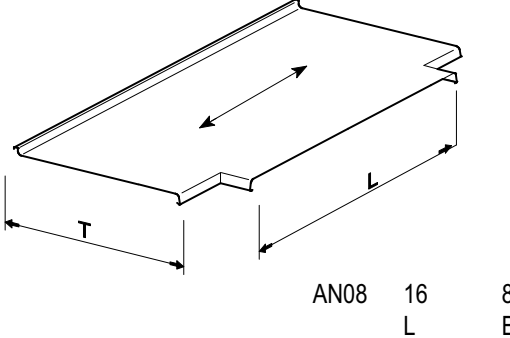
Worktop AN03	Type	Price EUR
<p>Worktop AN03 Angled version, radius folding up, without worktop surround B = 600 / 700 / 800 mm B1 = 600 / 700 / 800 mm Outer side length = B / B1 + 100 mm</p>  <p style="text-align: center;">AN03 60 60 B B1</p>	AN036060	
	AN036070	
	AN036080	
	AN037060	
	AN037070	
	AN037080	
	AN038060	
	AN038070	
	AN038080	

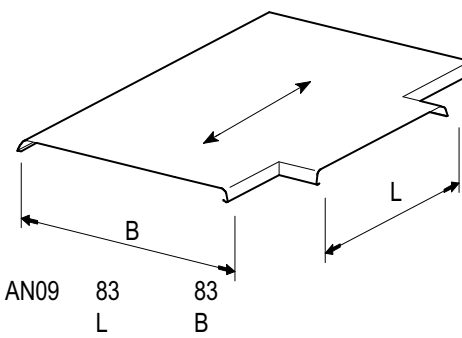
Worktop AN04	Type	Price EUR
<p>Worktop AN04 Angled version, radius folding up/ folding down without worktop surround B = 600 / 700 / 800 mm B1 = 638 / 738 / 838 mm Outer side length = B / B1 + 100 mm</p>  <p style="text-align: center;">AN04L</p>  <p style="text-align: center;">AN04R</p> <p style="text-align: center;">AN04 80 83R B B1</p>	AN046063L	
	AN046063R	
	AN046073L	
	AN046073R	
	AN046083L	
	AN046083R	
	AN047063L	
	AN047063R	
	AN047073L	
	AN047073R	
	AN047083L	
	AN047083R	
	AN048063L	
	AN048063R	
	AN048073L	
	AN048073R	
	AN048083L	
	AN048083R	

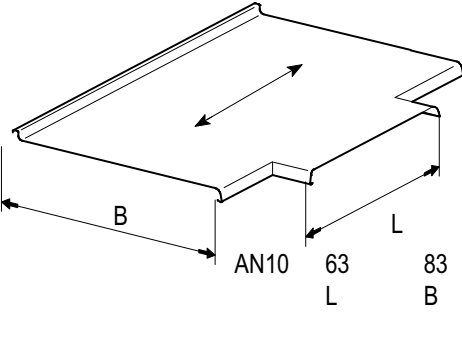
Worktop AN05	Type	Price EUR
<p>Worktop AN05 Angled version, radius folding down without worktop surround B = 638 / 738 / 838 mm B1 = 638 / 738 / 838 mm Outer side length = B / B1 + 100 mm</p>  <p style="text-align: center;">AN05 83 83 B B1</p>	AN056363	
	AN056373	
	AN056383	
	AN057363	
	AN057373	
	AN057383	
	AN058363	
	AN058373	
	AN058383	

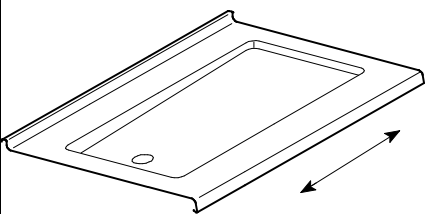
Worktop AN06	Type	Price EUR
<p>Worktop AN06 Angled version, radius folding down without worktop surround B = 600 / 700 / 800 mm B1 = 600 / 700 / 800 mm Outer side length = B / B1 + 100 mm</p>  <p style="text-align: center;">AN06 80 80 B B1</p>	AN066060	
	AN066070	
	AN066080	
	AN067060	
	AN067070	
	AN067080	
	AN068060	
	AN068070	
	AN068080	

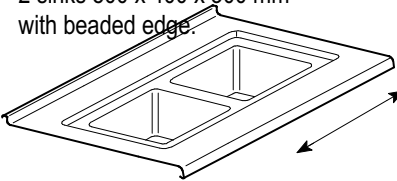
Worktop AN07	Type	Price EUR
<p>Worktop AN07 T-version, counter radius folding down without worktop surround B = 638 / 738 / 838 mm L = 1200/1400/1500/1600/1700/1800 mm Outer side length = L + 2 x 100 mm</p> 	<p>AN071263 AN071463 AN071563 AN071663 AN071763 AN071863 AN071273 AN071473 AN071573 AN071673 AN071773 AN071873 AN071283 AN071483 AN071583 AN071683 AN071783 AN071883</p>	

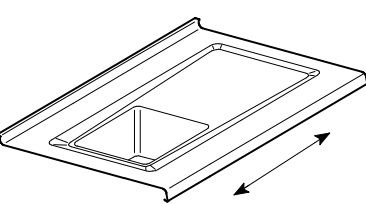
Worktop AN08	Type	Price EUR
<p>Worktop AN08 T-version, wall, radius folding up at rear without worktop surround B = 600 / 700 / 800 mm L = 1200/1400/1500/1600/1700/1800 mm Outer side length = L + 2 x 100 mm</p> 	<p>AN081260 AN081460 AN081560 AN081660 AN081760 AN081860 AN081270 AN081470 AN081570 AN081670 AN081770 AN081870 AN081280 AN081480 AN081580 AN081680 AN081780 AN081880</p>	

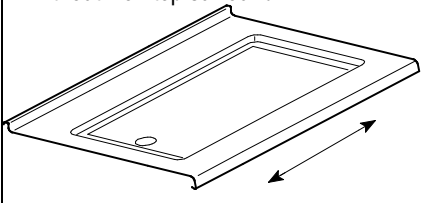
Worktop AN09	Type	Price EUR
<p>Worktop AN09 T-version, counter radius folding down without worktop surround B = 638 / 738 / 838 mm L = 638 / 738 / 838 mm Outer side length = 2 x 100 mm</p> 	AN096363	
	AN096373	
	AN096383	
	AN097363	
	AN097373	
	AN097383	
	AN098363	
	AN098373	
	AN098383	

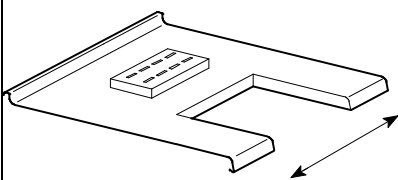
Worktop AN10	Type	Price EUR
<p>Worktop AN10 T-version, wall, radius folding up at rear, without worktop surround B = 600 / 700 / 800 mm L = 638 / 738 / 838 mm Outer side length = 2 x 100 mm</p> 	AN106360	
	AN106370	
	AN106380	
	AN107360	
	AN107370	
	AN107380	
	AN108360	
	AN108370	
	AN108380	

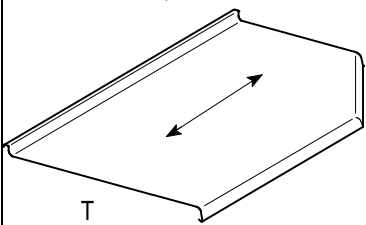
Worktop module ANWA	Length mm	Type / Length 600 / 638 mm	Price EUR	Length mm	Type / Length 700 / 738 mm	Price EUR	
<p>Worktop ANWA Beaded edge with slope and drain without worktop surround</p> 	1200	ANWA1260L		1200	ANWA1270L		
	1200	ANWA1260R		1200	ANWA1270R		
	1200	ANWA1263		1200	ANWA1273		
	Length mm	Type / Length 800 / 838 mm	Price EUR				
	1200	ANWA1280L					
	1200	ANWA1280R					
	1200	ANWA1283					

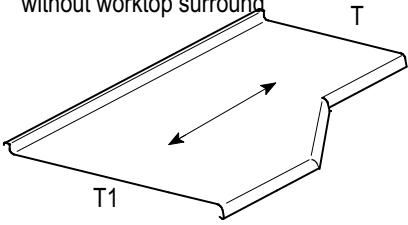
Worktop module ANBE	Length mm	Type / Depth 600 / 638 mm	Price EUR	Length mm	Type / Depth 700 / 738 mm	Price EUR
<p>Worktop ANBE</p> <p>Sink with overflow valve and beaded edge without worktop surround</p> <p>Length 400 mm = 1 sink 240 x 340 x 150 mm without beaded edge</p> <p>Length 600 mm = 1 sink 400 x 400 x 250 mm with beaded edge</p> <p>Length 800 mm = 1 sink 500 x 400 x 300 mm with beaded edge</p> <p>Length 1200 mm = 2 sinks 500 x 400 x 300 mm with beaded edge.</p> 	400	ANBE0460		400	ANBE0470	
	600	ANBE0660		600	ANBE0670	
	800	ANBE0860		800	ANBE0870	
	1200	ANBE1260		1200	ANBE1270	
	400	ANBE0463		400	ANBE0473	
	600	ANBE0663		600	ANBE0673	
	800	ANBE0863		800	ANBE0873	
	1200	ANBE1263		1200	ANBE1273	
	Length mm	Type / Depth 800 / 838 mm	Price EUR			
	400	ANBE0480				
	600	ANBE0680				
	800	ANBE0880				
	1200	ANBE1280				
	400	ANBE0483				
600	ANBE0683					
800	ANBE0883					
1200	ANBE1283					

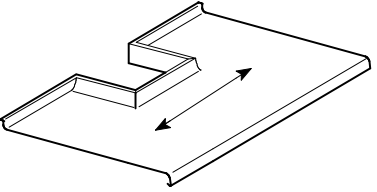
Worktop module ANBW	Length mm	Type / Depth 600 / 638 mm	Price EUR	Length mm	Type / Depth 700 / 738 mm	Price EUR
<p>Worktop ANBW</p> <p>Sink with beaded edge and slope without worktop surround including overflow valve</p> <p>Sink size: 500 x 400 x 300 mm</p> 	1200	ANBW1260L		1200	ANBW1270L	
	1200	ANBW1260R		1200	ANBW1270R	
	1200	ANBW1263L		1200	ANBW1273L	
	1200	ANBW1263R		1200	ANBW1273R	
	Length mm	Type / Depth 800 / 838 mm	Price EUR			
	1200	ANBW1280L				
	1200	ANBW1280R				
	1200	ANBW1283L				
	1200	ANBW1283R				

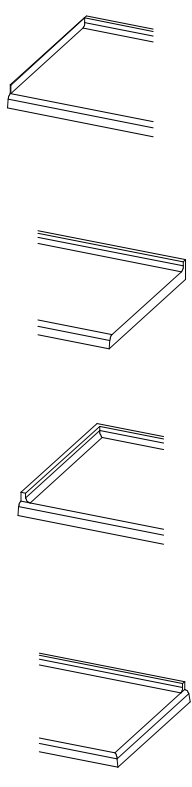
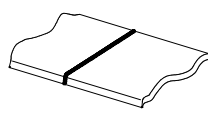
Worktop module ANSB	Length mm	Type / Depth 600 mm	Price EUR	Length mm	Type / Depth 700 mm	Price EUR
Worktop ANSB Hygienia bread board in beaded recess, with drain without worktop surround 	800	ANSB0860		800	ANSB0870	
	800	ANSB0863		800	ANSB0873	
	Length mm	Type / Depth 800 mm	Price EUR			
	800	ANSB0880				
	800	ANSB0883				

Worktop module ANHM	Length mm	Depth 700 mm	Price EUR	Length mm	Depth 800 mm	Price EUR
Worktop ANHM Chopping block cutout with knife holder Knife holder plastic insert, including GN-container - 200 mm deep 700 mm = 1/3 GN-container 800 mm = 1/2 GN-container without worktop surround 	600	ANHM0670		600	ANHM0680	

Worktop module ANAS	Length mm	Type / Depth 600 / 638 mm	Price EUR	Length mm	Type / Depth 700 / 738 mm	Price EUR
Worktop ANAS Bevel 45 ° without worktop surround 	300	ANAS0360R		300	ANAS0370R	
	300	ANAS0360L		300	ANAS0370L	
	300	ANAS0363R		300	ANAS0373R	
	300	ANAS0363L		300	ANAS0373L	
	Length mm	Type / Depth 800/838 mm	Price EUR			
	300	ANAS0380R				
	300	ANAS0380L				
	300	ANAS0383R				
	300	ANAS0383L				

Worktop module ANSA	Length mm	Type / Depth 600 mm	Price EUR	Length mm	Type / Depth 700 mm	Price EUR
Worktop ANSA Bevel step 45 ° without worktop surround  ANSA04 60R 70 T T1	400	ANSA0460L70		400	ANSA0470L80	
	400	ANSA0460R70		400	ANSA0470R80	
	400	ANSA0460L80				
	400	ANSA0460R80				

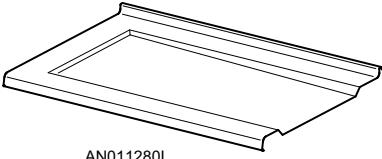
Worktop module ANPA	Length mm	Type / Depth 600 mm	Price EUR	Length mm	Type / Depth 700 mm	Price EUR
Worktop ANPA Column recess 400 x 400 mm without worktop surround 	600	ANPA0660		600	ANPA0670	
	Length mm	Type / Depth 800 mm	Price EUR			
	600	ANPA0680				

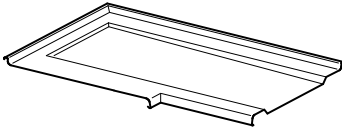
Surcharge for worktop surround			
Applies to all type AN and AGN worktops			
		Type	Price EUR
<p>90 ° folding up / chamfer:</p> <p>folding up 90°, left</p> <p>folding up 90°, right</p> <p>Chamfer 90°, left</p> <p>Chamfer 90°, right</p> <p>Radius folding up, left</p> <p>Radius folding up, right</p> <p>Radius folding down, left</p> <p>Radius folding down, right</p> <p>Device connection to AN</p> <p>Device connection left</p> <p>Device connection right</p>		ANSA1	
		ANSA2	
		ANSA3	
		ANSA4	
		ANSR1	
		ANSR2	
		ANSR3	
		ANSR4	
		ANSGL	
		ANSGR	
		<p>Weld worktop</p> <p>Welding of 2 AN worktops in the factory</p> <p>Preparation of weld seam on site</p> <p>2 worktops in the factory (welding on site)</p> <p>Price per weld seam</p>	
ANVW			

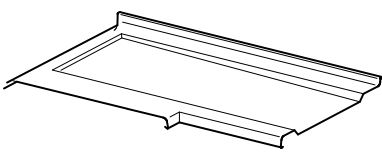
PALUX Topline GSP worktops AGN

Topline GSP worktop AGN - system code

Type		Function		Length		Depth		Version	
1	2	3	4	5	6	7	8	9	10
AG = Dishwasher worktop		N = Neutral worktops Form N1= Radius folding up at rear without lateral worktop surround N2= Radius folding up at rear, over corner without lateral worktop surround N3= Radius folding up/ folding down at rear, over corner, without lateral worktop surround		With form AGN1 intermediate sizes are possible Length key 4-digit e.g.: 0800=800mm 1000=1000mm 08= 800 mm 12= 1200 mm 13= 1300 mm 14= 1400 mm 15= 1500 mm 16= 1600 mm 18= 1800 mm 19= 1900 mm 20= 2000 mm		70= 700mm 80= 800mm		L = left R = right	


GSP worktop AGN1	Length mm	GSP 600 Depth 700 mm	Price EUR	Length mm	GSP 700 Depth 800 mm	Price EUR
Dishwasher worktop AGN1 Radius folding up at rear without worktop surround  AN011280L * Connection GSP	800	AGN1080070L		800	AGN1080080L	
	1200	AGN1120070L		1200	AGN1120080L	
	1600	AGN1160070L		1800	AGN1180080L	
	800	AGN1080070R		800	AGN1080080R	
	1200	AGN1120070R		1200	AGN1120080R	
	1600	AGN1160070R		1800	AGN1180080R	

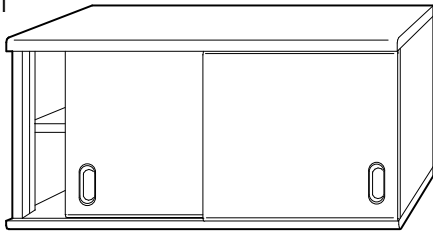
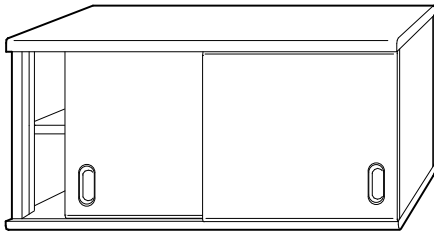
GSP worktop AGN2	Length mm	GSP 600 Depth 700 mm	Price EUR	Length mm	GSP 700 Depth 800 mm	Price EUR
Dishwasher worktop AGN2 Radius folding up at rear, over corner without worktop surround  AN021680L *Connection GSP	1300	AGN21370L		1400	AGN21480L	
	1500	AGN21570L		1600	AGN21680L	
	1900	AGN21970L		2000	AGN22080L	
	1300	AGN21370R		1400	AGN21480R	
	1500	AGN21570R		1600	AGN21680R	
	1900	AGN21970R		2000	AGN22080R	

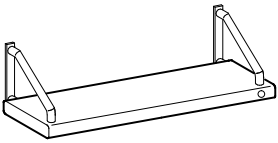
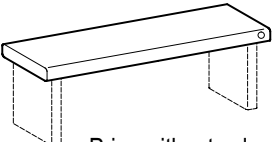
GSP worktop AGN3	Length mm	GSP 600 Depth 700 mm	Price EUR	Length mm	GSP 700 Depth 800 mm	Price EUR
Dishwasher worktop AGN3 Radius folding up/ folding down, over corner, without worktop surround  AN031680L *Connection GSP	1300	AGN31370L		1400	AGN31480L	
	1500	AGN31570L		1600	AGN31680L	
	1900	AGN31970L		2000	AGN32080L	
	1300	AGN31370R		1400	AGN31480R	
	1500	AGN31570R		1600	AGN31680R	
	1900	AGN31970R		2000	AGN32080R	

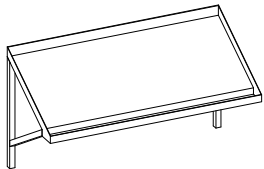
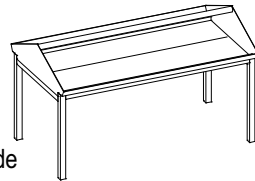
PALUX wall units

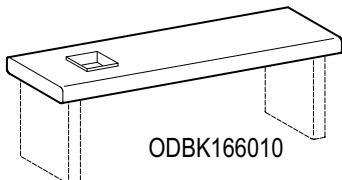
Topline wall units - system code											
Type		Function			Length		Depth	Interior equip- ment	Version		
1	2 (3)	3 (4)	4 (5)	5 (6)	6 (7)	7 (8 + 9)	8 (10)	9	10	11	
OE= Wall unit single-sided		OS = Open cupboard		04= 400 mm		4= 400 mm		0 = Standard	10 = Shelf 100 mm high		
OD= Wall unit double-sided		ST = Sliding door		06= 600 mm		6= 600 mm		3 = With rear panel cladding			
PSO= Wall unit		BD = Shelf		08= 800 mm		52= 520mm		5 = Insulated on all sides			
		KB = Basket shelf		10= 1000 mm				B = Both sides			
		BK = Small equipment shelf		11= 1100 mm				R = Drain right			
				12= 1200 mm				L = Drain left			
				14= 1400 mm							
				16= 1600 mm							
				18= 1800 mm							
				20= 2000 mm							
				21= 2100 mm							
				26= 2600 mm							


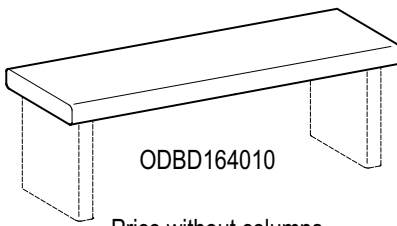
Wall unit OEOS		Standard			
		Length mm	Type / Depth 400 mm	Price EUR	
Wall unit single-sided open, with storage shelf OEOS Height: 600 mm		1000	OEOS1040		
		1200	OEOS1240		
		1400	OEOS1440		
		1600	OEOS1640		
		with rear panel cladding			
		Length mm	Type / Depth 400 mm	Price EUR	
		1000	OEOS1043		
		1200	OEOS1243		
1400	OEOS1443				
1600	OEOS1643				

Wall unit OEST / ODST		Standard			
		Length mm	Type / Depth 400 mm	Price EUR	
Wall unit single-sided Sliding door, with storage shelf OEST Height: 600 mm	 <p style="text-align: center;">OEST1240</p>	1200	OEST1240		
		1400	OEST1440		
		1600	OEST1640		
		with rear panel cladding			
		Length mm	Type / Depth 400 mm	Price EUR	
		1200	OEST1243		
1400	OEST1443				
1600	OEST1643				
Wall unit double-sided with sliding door, with storage shelf ODST Height: 600 mm	 <p style="text-align: center;">ODST1240</p>	1200	ODST1240		
		1400	ODST1440		
		1600	ODST1640		
		with rear panel cladding			
		Length mm	Type / Depth 400 mm	Price EUR	
		1200	ODST1240		
1400	ODST1440				
1600	ODST1640				
Price without columns!					

Wall unit TLOWB, TLOWH	Length mm	Version Tubular heating element	kW	Price EUR	Version Halogen infrared	kW	Halogen-infrared heater	Price EUR
Depth: 400 mm				Depth: 400 mm				
Heating bridge single-sided TLOW including wall bracket 	800	TLOWB0840	0.75		TLOWH0840	0.7	2 x 350 W	
	1000	TLOWB1040	1.1		TLOWH1040	0.9	2 x 350 W 1 x 200 W	
	1200	TLOWB1240	1.6		TLOWH1240	1.05	3 x 350 W	
	1400	TLOWB1440	2.0		TLOWH1440	1.4	4 x 350 W	
	1600	TLOWB1640	2.2		TLOWH1640	1.75	5 x 350 W	
	1800	TLOWB1840	2.7		TLOWH1840	1.8	4 x 350 W 2 x 200 W	
	2000	TLOWB2040	3.2		TLOWH2040	2.1	6 x 350 W	
Wall unit TLOWB-B, TLOWH-B		Depth: 370 mm Height of column: 350mm (see page 70)		Price EUR	Depth: 370 mm Height of column: 400 mm (see page 70)		Price EUR	
Heating bridge double-sided TLOW  Price without column Integrated sockets in columns with heating bridges are not permitted for safety reasons!	800	TLOWB0840B	0.75		TLOWH0840B	0.7	2 x 350 W	
	1000	TLOWB1040B	1.1		TLOWH1040B	0.9	2 x 350 W 1 x 200 W	
	1200	TLOWB1240B	1.6		TLOWH1240B	1.05	3 x 350 W	
	1400	TLOWB1440B	2.0		TLOWH1440B	1.4	4 x 350 W	
	1600	TLOWB1640B	2.2		TLOWH1640B	1.75	5 x 350 W	
	1800	TLOWB1840B	2.7		TLOWH1840B	1.8	4 x 350 W 2 x 200 W	
	2000	TLOWB2040B	3.2		TLOWH2040B	2,1	6 x 350 W	
Kit column for heating bridge						Art. No. 878574	Art. No. 878574	
Length of board 400 mm, height 400 mm Halogen-infrared heater								

Wall units PSOKB / PSOKB-B	Standard - height 675 mm			
	Length mm	Art. No.	Type / Depth 475 mm	Price EUR
Basket shelf single-sided PSOKB Wall fastening Drain right or left Height 350 mm	1 100	391744	PSOKB1152R	
	1 100	391024	PSOKB1152L	
	1600	391745	PSOKB1652R	
	1600	391025	PSOKB1652L	
	2 100	391746	PSOKB2152R	
	2 100	391027	PSOKB2152L	
	2 600	391747	PSOKB2652R	
	2 600	391028	PSOKB2652L	
Basket shelf both sides PSOKB Installation on feet Drain channel centrally on one side Height 660 mm				
	1 100	391029	PSOKB1152B	
	1 600	391030	PSOKB1652B	
	2 100	391031	PSOKB2152B	
	2 600	391032	PSOKB2652B	
				

Wall units ODBK	Standard		
	Length mm	Type / Depth 570mm	Price EUR
Shelf, small equipment (with inst. cutout) double-sided ODBK	600	ODBK066010	
	800	ODBK086010	
	1000	ODBK106010	
	1200	ODBK126010	
	1400	ODBK146010	
	1600	ODBK166010	
			
ODBK166010			
Price without columns			


Wall units OEBD / ODBD	Standard					
	Length mm	Type / Depth 400 mm	Price EUR	Length mm	Type / Depth 600 mm	Price EUR
Shelf single-sided OEBD including wall bracket  OEBD166010	600	OEBD064010		600	OEBD066010	
	800	OEBD084010		800	OEBD086010	
	1000	OEBD104010		1000	OEBD106010	
	1200	OEBD124010		1200	OEBD126010	
	1400	OEBD144010		1400	OEBD146010	
	1600	OEBD164010		1600	OEBD166010	
	1800	OEBD184010		1800	OEBD186010	
	2000	OEBD204010		2000	OEBD206010	
Shelf double-sided ODBD  ODBD164010 Price without columns	Length mm	Type / Depth 370 mm	Price EUR	Length mm	Type / Depth 570 mm	Price EUR
	600	ODBD064010		600	ODBD066010	
	800	ODBD084010		800	ODBD086010	
	1000	ODBD104010		1000	ODBD106010	
	1200	ODBD124010		1200	ODBD126010	
	1400	ODBD144010		1400	ODBD146010	
	1600	ODBD164010		1600	ODBD166010	
	1800	ODBD184010		1800	ODBD186010	
	2000	ODBD204010		2000	ODBD206010	

Wall unit accessories	Art. No. for wall unit / shelf Depth 370 mm	Price EUR	Art. No. for wall unit / shelf Depth 570 mm	Price EUR
Column set for wall unit, double-sided Height 350 mm	635251		647357	
Column set for wall unit, double-sided Height 400 mm	975435		872504	
Support angle lateral (250 mm)	661775			
Ceiling suspension from round tube up to 1600 mm in length, height up to 1200 mm	ZODA			


Accessories - Installation and fastening variants for base units and worktops

Feet / castors on cross member for base units ELU and TLU


For Depth 340 mm			
Height	Designation	Art. No.	Price EUR
100 mm	Feet (2 units) on cross member For working height 850 mm	300591	
150 mm	Feet (2 units) on cross member For working height 900 mm	300124	
200 mm	Feet (2 units) on cross member For working height 950 mm	300601	



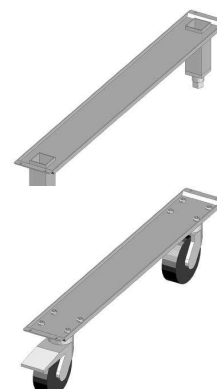
For Depth 440 mm			
Height	Designation	Art. No.	Price EUR
100 mm	Feet (2 units) on cross member For working height 850 mm	300592	
150 mm	Feet (2 units) on cross member For working height 900 mm	300123	
200 mm	Feet (2 units) on cross member For working height 950 mm	300602	



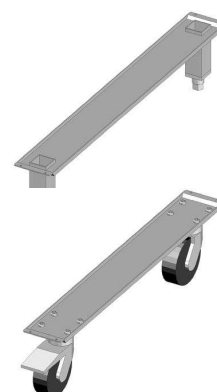
For Depth 540 mm			
Height	Designation	Art. No.	Price EUR
100 mm	Feet (2 units) on cross member For working height 850 mm	300595	
150 mm	Feet (2 units) on cross member For working height 900 mm	300122	
200 mm	Feet (2 units) on cross member For working height 950 mm	300603	
150 mm	Castors (2 units), rollers Ø 100 mm, on cross member, 1 of them with locking break For working height 900 mm	302415	
168 mm	Castors (2 units), rollers Ø 125 mm, on cross member, 1 of them with locking break For working height 918 mm	300607	



For Depth 640 mm			
Height	Designation	Art. No.	Price EUR
100 mm	Feet (2 units) on cross member For working height 850 mm	300597	
150 mm	Feet (2 units) on cross member For working height 900 mm	300121	
200 mm	Feet (2 units) on cross member For working height 950 mm	300604	
150 mm	Castors (2 units), rollers Ø 100 mm, on cross member, 1 of them with locking break For working height 900 mm	302416	
168 mm	Castors (2 units), rollers Ø 125 mm, on cross member, 1 of them with locking break For working height 918 mm	300609	

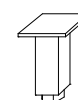


For Depth 740 mm			
Height	Designation	Art. No.	Price EUR
100 mm	Feet (2 units) on cross member For working height 850 mm	300598	
150 mm	Feet (2 units) on cross member For working height 900 mm	300589	
200 mm	Feet (2 units) on cross member For working height 950 mm	300605	
150 mm	Castors (2 units), rollers Ø 100 mm, on cross member, 1 of them with locking break For working height 900 mm	302417	
168 mm	Castors (2 units), rollers Ø 125 mm, on cross member, 1 of them with locking break For working height 918 mm	300610	



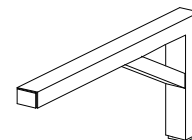
Kit foot / castors for base units hygienic version, cupboard and freezing elements

Height	Designation	Art. No.	Price EUR
100 mm	Kit foot (1 piece) For working height 850 mm	846864	
150 mm	Kit foot (1 piece) For working height 900 mm	846872	
200 mm	Kit foot (1 piece) For working height 950 mm	846880	
100 mm	Kit foot (1 piece) for refrigeration unit For working height 850 mm	848336	
150 mm	Kit foot (1 piece) for refrigeration unit For working height 900 mm	848344	
200 mm	Kit foot (1 piece) for refrigeration unit For working height 950 mm	888236	
150 mm	Kit castors (4 piece), 2 of them with locking break, for working height 900 mm	EUFL	



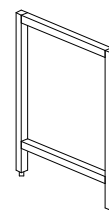
Wall bracket / hinged bracket

Designation	Art. No.	Price EUR
Wall bracket from square-section tube Depth: 550 mm	658766	
Wall bracket from square-section tube Depth: 650 mm	650803	
Wall bracket from square-section tube Depth: 750 mm	650811	
Hinged bracket for Depth 350 - 500 mm (price per pair)	KK01	
Hinged bracket for Depth 500 - 840 mm (price per pair)	KK02	



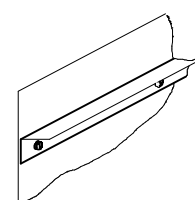
Pair of feet

Designation	Art. No.	Price EUR
Pair of feet for worktop Length 600 / 638 mm Depth: 540 mm / height: 850 mm	687952	
Pair of feet for worktop Length 700 / 738 mm Depth: 640 mm / height: 850 mm	687944	
Pair of feet for worktop Length 800 / 838 mm Depth: 740 mm / height: 850 mm	687936	



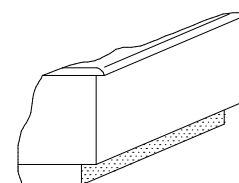
Support angle

Designation	Art. No.	Price EUR
Support angle Depth 250 mm	661775	
Support angle Depth 390 mm	679607	
Support angle Depth 450 mm	661783	
Support angle Depth 650 mm	661759	
Support angle Depth 750 mm	661767	



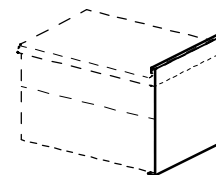
Plinth panel

Designation	Art. No.	Price EUR
Plinth panel as visual protection from CNS 150 mm high (assembly on site)	EUSK	per running metre

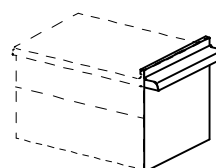


Rear panel cladding for attachment in rear folding up

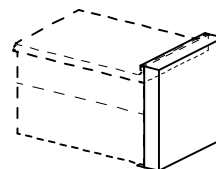
Designation	Art. No.	Price EUR
Rear panel cladding form 01 Height 700 / 735 mm	ZMWR1	per running metre



Designation	Art. No.	Price EUR
Rear panel cladding with radius for alignment with worktop form 02 Depth 38 mm - height 700 / 735 mm	ZMWR2	per running metre

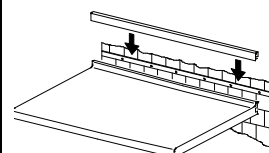


Designation	Art. No.	Price EUR
Rear panel cladding with 100 mm shelf for mounting mixer tap, sneeze guard, etc. Depth 100 mm - height 700 / 735 mm	ZMWR3	per running metre

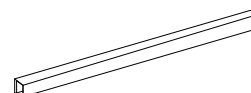


Wall connection profile

Designation	Art. No.	Price EUR
Wall connection profile Height 65 (100) mm	ZMWP01	per running metre
Wall connection profile Height 265 (300) mm	ZMWP02	per running metre
Wall connection profile Height 65-265 mm	ZMWP03	per running metre
Wall connection profile, closed at side Surcharge per side	ZMWPG	.



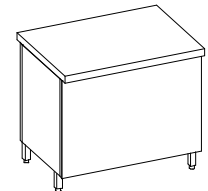
Designation	Art. No.	Price EUR
Wall connection U-profile for lid radius folding up	ZMWU	per running metre



Accessories - Design variants & accessories for base units

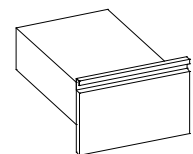
Rear panel

Designation	Art. No.	Price EUR
Rear panel for Hygiene base unit with free installation	EURW	per running metre
Rear panel cutout with edge protection for installations (for example water / electrics)	EURWA	
Rear panel cutout with removable lid for installations (for example water / electrics)	EURWAD	
Lid removable for EURWA Made of stainless steel, material thickness 0,9 mm Dimensions: (LxH) 300 x 480 mm	883041	




Box constructed drawer

Designation	Art. No.	Price EUR
Surcharge for version with stainless steel full pull-out (<u>not</u> for drawer depth 40 mm = knife drawer)	EUVC	Per drawer
Surcharge for version with stainless steel full pull-out and soft closure (<u>not</u> for drawer depth 40 mm = knife drawer and <u>not</u> for H2 hygiene base unit)	EUVS	Per drawer



Sliding door / drawer / hinged door lockable

Designation	Art. No.	Price EUR
Sliding door / drawer / hinged door individually lockable with cylinder lock  Drawers single or all locking	EUSS	Per sliding door/ drawer/hinged door
Locking eye Lug for locking drawers/hinged doors with padlock (padlock not included)	EUSBSO	Per drawer/hin- ged door



Side wall surround

Designation	Art. No.	Price EUR
Side wall surround for Hygiene base unit (EH / TH) Depth 545 mm	948667	-
Side wall surround for Hygiene base unit (EH / TH) Depth 640 mm	948683	-

☞ Side wall surrounds are also supplied if required according to the installation plan or as necessary.

Storage shelf for base units ELU / TLU

	Depth 340 mm		Depth 440 mm	
Length	Art. No.	Price EUR	Art. No.	Price EUR
300 mm	391447		391461	
400 mm	391448		391462	
500 mm	391449		391463	
600 mm	391450		391464	
700 mm	391451		391465	
800 mm	391452		391466	
900 mm	391453		391467	
1000 mm	391454		391469	
1100 mm	391455		391470	
1200 mm	391456		391471	
1400 mm	391457		391472	
1600 mm	391458		391473	
1800 mm	391459		391474	
2000 mm	391460		391475	

	Depth 540 mm		Depth 640 mm	
Length	Art. No.	Price EUR	Art. No.	Price EUR
300 mm	391477		391493	
400 mm	391478		391494	
500 mm	391479		391495	
600 mm	391480		391496	
700 mm	391481		391497	
800 mm	391482		391498	
900 mm	391483		391499	
1000 mm	391485		391500	
1100 mm	391486		391501	
1200 mm	391487		391502	
1400 mm	391488		391503	
1600 mm	391489		391504	
1800 mm	391490		391505	
2000 mm	391491		391507	

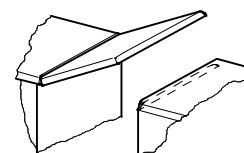
Mains sockets

Designation	Art. No.	Price EUR
SCHUKO socket outlet 230 V incl. installation, without wiring	EZSD23	
CEE socket outlet 230 V incl. installation, without wiring	EZCE23	
CEE socket outlet 400 V incl. installation, without wiring	EZCE40	



Flap shelf & swing door

Designation	Art. No.	Price EUR
Flap shelf (for fastening to base unit) with reinforced side wall and hinged brackets Underside clad Length max. 840 mm / Depth max. 900 mm	ZAKB	
Swing door height 700 mm with stable spring hinges / length max. 800 mm	EAPT	



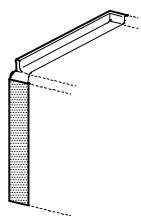
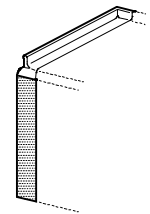
Cover plate H2 for Hygiene furniture EH and TH

Length	Depth 545 mm		Depth 640 mm	
	Art. No.	Price EUR	Art. No.	Price EUR
400 mm	EUDH041		EUDH042	
500 mm	EUDH051		EUDH052	
600 mm	EUDH061		EUDH062	
700 mm	EUDH071		EUDH072	
800 mm	EUDH081		EUDH082	
1000 mm	EUDH101		EUDH102	
1200 mm	EUDH121		EUDH122	
1400 mm	EUDH141		EUDH142	
1600 mm	EUDH161		EUDH162	

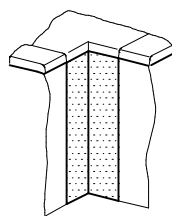
Accessories - Front-, corner- and side covers

Front cover for base units

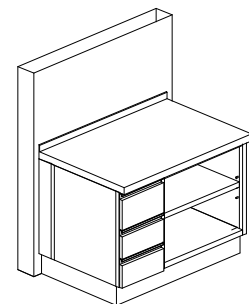
Designation	Art. No.	Price EUR
Front cover 49 x 700 mm	737690	
Front cover 100 x 700 mm	679682	
Front cover 149 x 700 mm	679690	
Oversize cover (max. 800 x 700 mm)	EUKA	
Oversize cover removable (max. 800 x 700 mm)	EUAB	



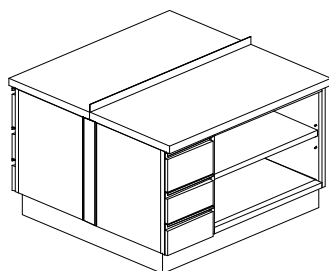
Front cover



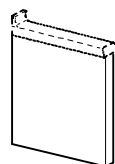
Corner cover



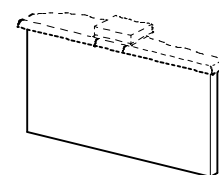
Side cover base unit-wall



Side cover block assembly



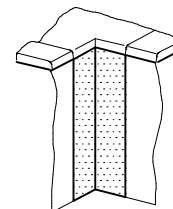
Side wall for single line



Side wall block

Corner cover for base units

Designation	System code	Art. No.	Price EUR
Corner cover 49 x 49 x 700 mm	EUE1	873705	
Corner cover 49 x 149 x 700 mm	EUE2	873713	
Corner cover 149 x 149 x 700 mm	EUE3	873748	
Corner cover 149 x 49 x 700 mm	EUE4	873721	
Corner cover removable max. dimensions. 149x149x700 mm	EUE5	-	

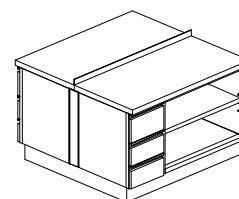


Side cover base unit - wall

Designation	Art. No.	Price EUR
Side cover 211 x 700 mm Base unit 540 mm - worktop 800 mm	879881	
Side cover 11 x 700 mm Base unit 540 mm - worktop 600 mm Base unit 640 mm - worktop 700 mm	679739	
Side cover 111 x 700 mm Base unit 540 mm - worktop 800 mm Base unit 640 mm - worktop 800 mm	679712	

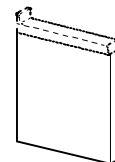
Side cover block assembly

Designation	Art. No.	Price EUR
Side cover 146 x 700 mm	EUBA1	
Side cover 246 x 700 mm	EUBA2	
Side cover 346 x 700 mm	EUBA3	



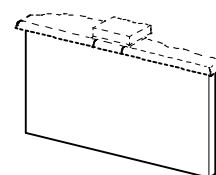
Side wall for single-line - 32 mm

Designation	Art. No.	Price EUR
Side wall for depth 600 mm Dimensions: 32 x 585 x 700 mm	660310	
Side wall for depth 638 mm Dimensions: 32 x 608 x 700 mm	660655	
Side wall for depth 700 mm Dimensions: 32 x 685 x 700 mm	660329	
Side wall for depth 638 mm Dimensions: 32 x 708 x 700 mm	660663	
Side wall for depth 800 mm Dimensions: 32 x 785 x 700 mm	660337	
Side wall for depth 838 mm Dimensions: 32 x 808 x 700 mm	660671	



Side wall block assembly - 32 mm

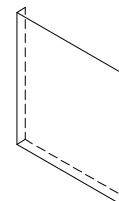
Designation	Art. No.	Price EUR
Side wall for depth 1200 mm Dimensions: 32 x 1170 x 700 mm	EUKS12	
Side wall for depth 1300 mm Dimensions: 32 x 1270 x 700 mm	EUKS13	
Side wall for depth 1400 mm Dimensions: 32 x 1370 x 700 mm	EUKS14	
Side wall for depth 1500 mm Dimensions: 32 x 1470 x 700 mm	EUKS15	
Side wall for depth 1600 mm Dimensions: 32 x 1570 x 700 mm	662089	
Side wall for depth 1700 mm Dimensions: 32 x 1670 x 700 mm	662097	
Side wall for depth 1800 mm Dimensions: 32 x 1770 x 700 mm	662100	



☞ Worktops-overhang 50 mm required

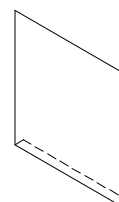
Side wall for single-line - wall installation

Designation	Art. No.	Price EUR
Side wall for depth 600 mm - left	728861	
Side wall for depth 600 mm - right	729264	
Side wall for depth 700 mm - left	733954	
Side wall for depth 700 mm - right	729434	
Side wall for depth 800 mm - left	729892	
Side wall for depth 800 mm - right	730173	



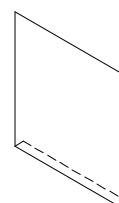
Side wall for single line - free installation in the room


Designation	Art. No.	Price EUR
Side wall for depth 545 mm	730378	
Side wall for depth 640 mm	730696	
Side wall for depth 740 mm	731676	



Side wall block assembly

Designation	For block depth	Art. No.	Price EUR
Side wall for depth 1200 mm	1300 mm	732230	
Side wall for depth 1300 mm	1400 mm	732737	
Side wall for depth 1400 mm	1500 mm	732745	
Side wall for depth 1500 mm	1600 mm	732923	

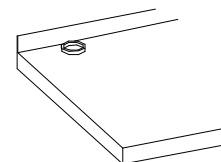


 **Worktops-overhang 50 mm recommended**

Accessoires - Fittings for worktops

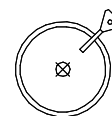
Installation cutout

Designation	Art. No.	Price EUR
Installation cutout Ø 60 mm with plastic snap-in bushing	EAA9	
Plastic snap-in bushing Ø 60 mm for sheet thickness 1.25 mm - for retrospective installation	691372	
Plastic snap-in bushing Ø 60 mm for sheet thickness 2 mm - for retrospective installation	691380	
Installation cutout 100 x 100 mm folding up included, height 10 mm Dimensions (LxD): 100 x 100 mm	EAA8	



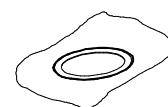
Dip container

Designation	Art. No.	Price EUR
Dip container with tap fitting Sink with perforated insert	EAES	
Wall dip container with tap fitting incl. casing / connection right	WPS-380	



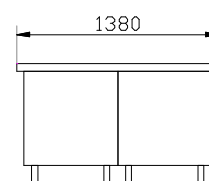
Waste & cutlery deposit chute

Designation	Art. No.	Price EUR
Waste chute with rubber ring Ø outside: 232 mm, inside: 182 mm	358339	
Lid for waste chute	358312	
Rubber ring Ø 190 mm	358290	
Cutlery deposit chute with angle support for GN 1/1-container	EABS	



Special depth

Description	Art. No.	Price EUR
Worktops special Depth 838 - 1000 mm Price per metre	EAT2	
Worktop special Depth 1001 - 1380 mm Price per metre	EAT3	



Accessoires - Design variants and accessories for wall units

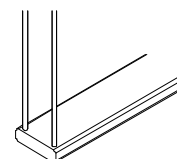
Column for wall unit

Designation	Art. No.	Price EUR
Column set for wall unit, double-sided Height 350 mm / for shelf Depth 400 mm	635251	
Column set for wall unit, double-sided Height 350 mm / for shelf Depth 600 mm	647357	
Column set for wall unit, double-sided Height 400 mm / for shelf Depth 400 mm	975435	
Column set for wall unit, double-sided Height 400 mm / for shelf Depth 600 mm	872504	



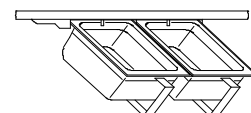
Ceiling suspension

Designation	Art. No.	Price EUR
Ceiling suspension from round tube Price per wall unit (max. 2000 mm long)	ZODA	



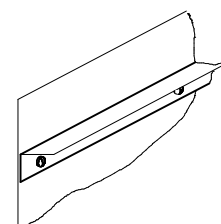
Spice chute

Designation	Art. No.	Price EUR
Spice chute GN 1/6 Tilting, with retainer incl. Bracket ☞ Cover for bottom side shelf / top cupboard (Art. EBUV at Ecoline pricelist) is necessary!	EOGS	



Support angle & angle bracket

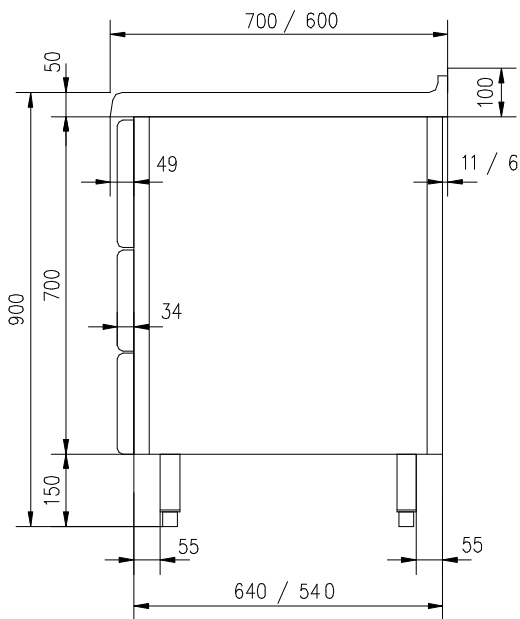
Designation	Art. No.	Price EUR
Support angle Depth: 390 mm	679607	



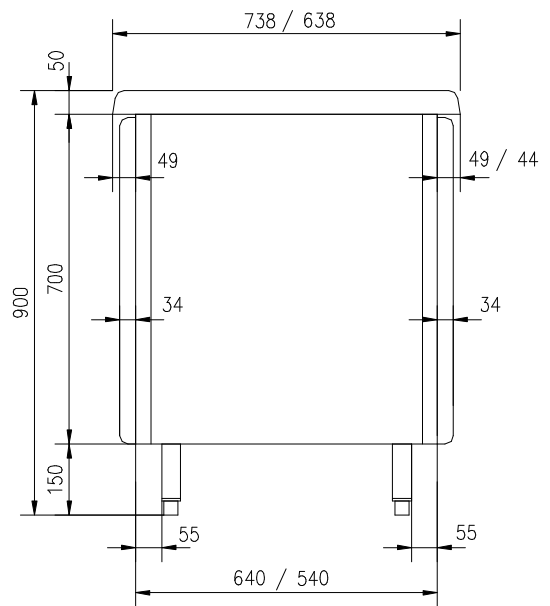
PALUX Topline Stated dimensions

Side view

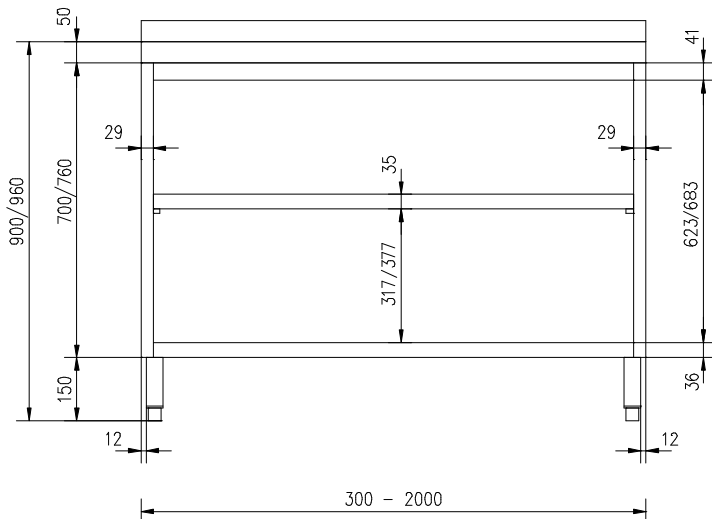
Topline base units
with worktop form 01



Topline base units
for use from both sides with worktop form 02

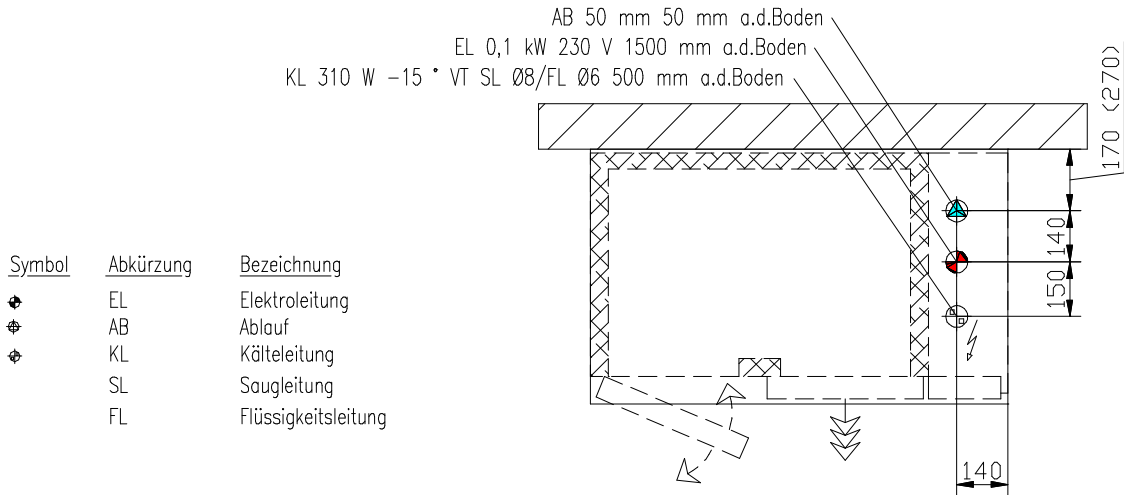


Front view Topline base units



Refrigeration element with installation compartment

Example installation data TKIF1211



Plumbing:

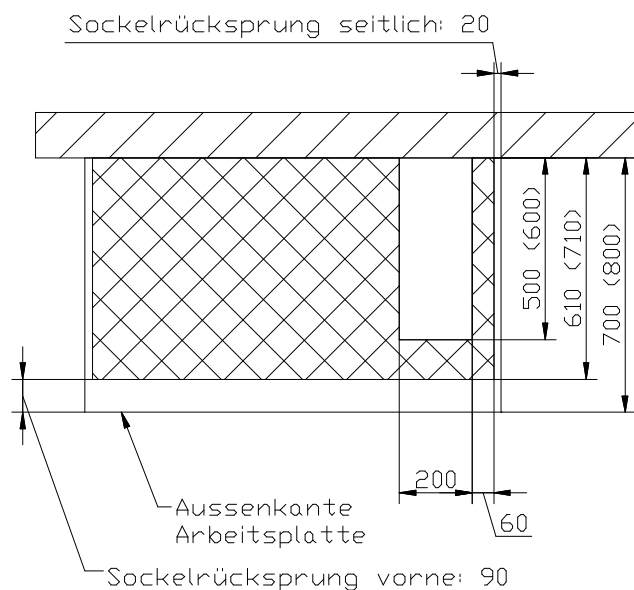
The connection of the drain with the refrigeration elements must be performed on site with a funnel-shaped drain, which is siphoned beneath the floor. If this is not possible then a bathtub siphon must be installed inside the plinth cutout.

Cooling:

All refrigeration elements that are intended for connection with an external cooling unit are supplied without an expansion and solenoid valve.

A refrigeration technician must check on site whether further control lines are required in order to connect the refrigeration elements.

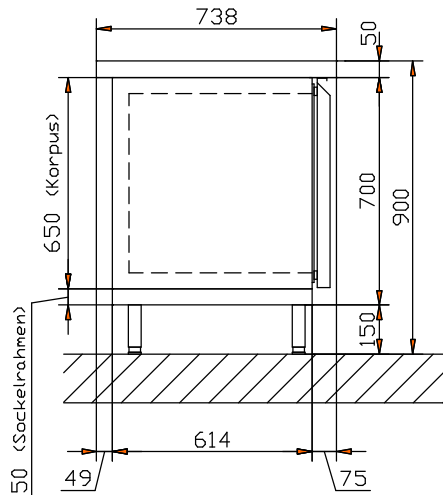
Example plinth data TKIF1211



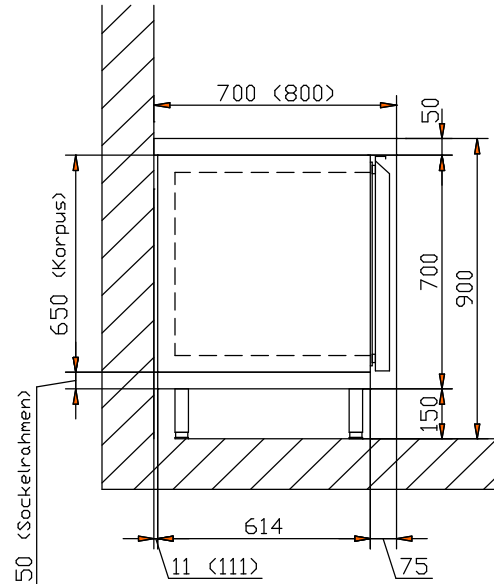
The dimensions in brackets pertain to a worktop depth of 800 mm.

PALUX Topline refrigeration and freezing dimensions

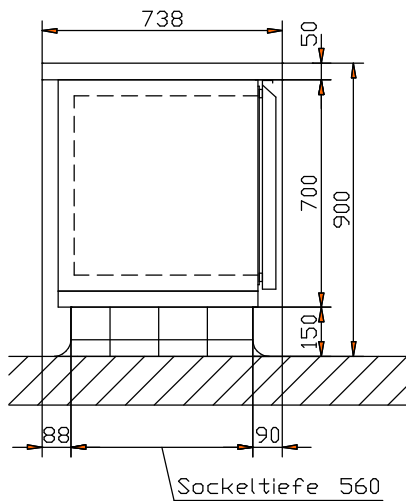
Room installation dimensions



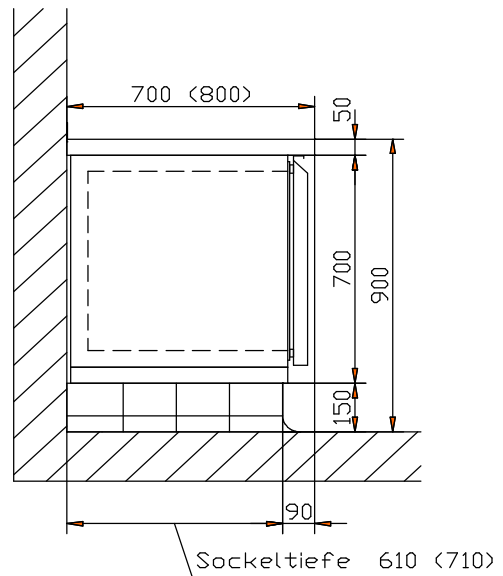
Wall installation dimensions



Room installation plinth



Wall installation plinth



PALUX Topline Heat emissions

Designation	Art. No.	Length	kW	Heat emission
				sensitivity
Base unit as heating cabinet with sliding door single-sided / double-sided	TLUWS	up to 1500 mm	1.55	0.53 kW
Base unit as heating cabinet with drawers	TLUWS	600 mm	1.55	0.53 kW
Base unit as heating cabinet with hinged door single-sided / double-sided	TLUWF	800 mm	1.55	0.53 kW
Heating bridge	ODWB	800 mm	0.9	0.32 kW
Heating bridge	ODWB	1000 mm	0.9	0.32 kW
Heating bridge	ODWB	1200 mm	1.3	0.45 kW
Heating bridge	ODWB	1400 mm	1.6	0.56 kW
Heating bridge	ODWB	1600 mm	1.8	0.63 kW
Heating bridge	ODWB	1800 mm	2.2	0.77 kW
Heating bridge	ODWB	2000 mm	2.6	0.90 kW
Refrigeration element 1-door with refrigerator	TKMR08	784 mm	0.44	0.30 kW
Refrigeration element 2-door with refrigerator	TKMR13 TKML13	1246 mm	0.44	0.30 kW
Refrigeration element 3-door with refrigerator	TKMR18 TKML18	1718 mm	0.46	0.32 kW
Refrigeration element 4-door with refrigerator	TKMR22	2190 mm	0.48	0.33 kW
Deep freezing element 1-door with refrigerator	TTMR08	784 mm	0.65	0.45 kW
Deep freezing element 2-door with refrigerator	TTMR13 TTML13	1246 mm	0.68	0.47 kW



PALUX Aktiengesellschaft
Wilhelm-Frank-Straße 36
97980 Bad Mergentheim
GERMANY
Telephone: +49 7931 55 0
Telefax: +49 7931 55 88600
Internet: www.palux.de
E-Mail: info@palux.de
Art. No. 884186 / 25.01.2023

PALUX

Das gibt Freiheit